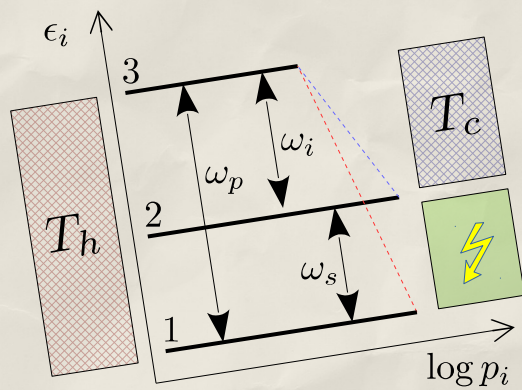


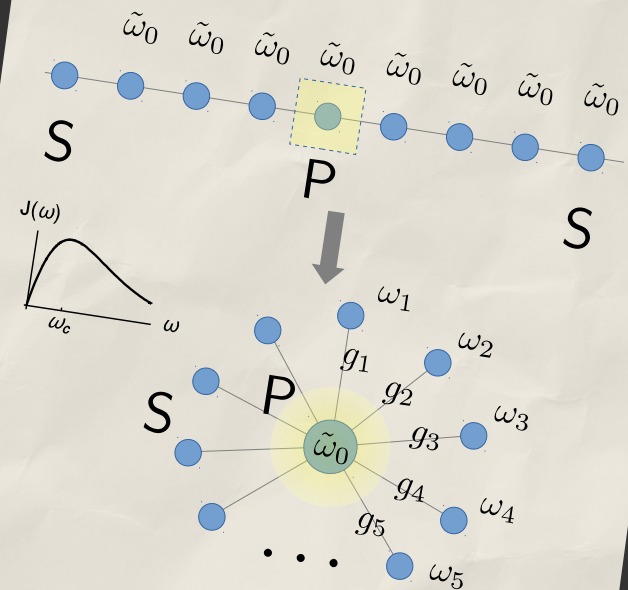
DOUBLE FEATURE!

Quantum thermal engineering



AND

Quantum thermometry



KITP USBC 08/06/18




QUANTUM THERMAL ENGINEERING



University of
Nottingham


UK | CHINA | MALAYSIA

LUIS A. CORREA




Daniel Alonso

Universidad de
La Laguna



José P. Palao

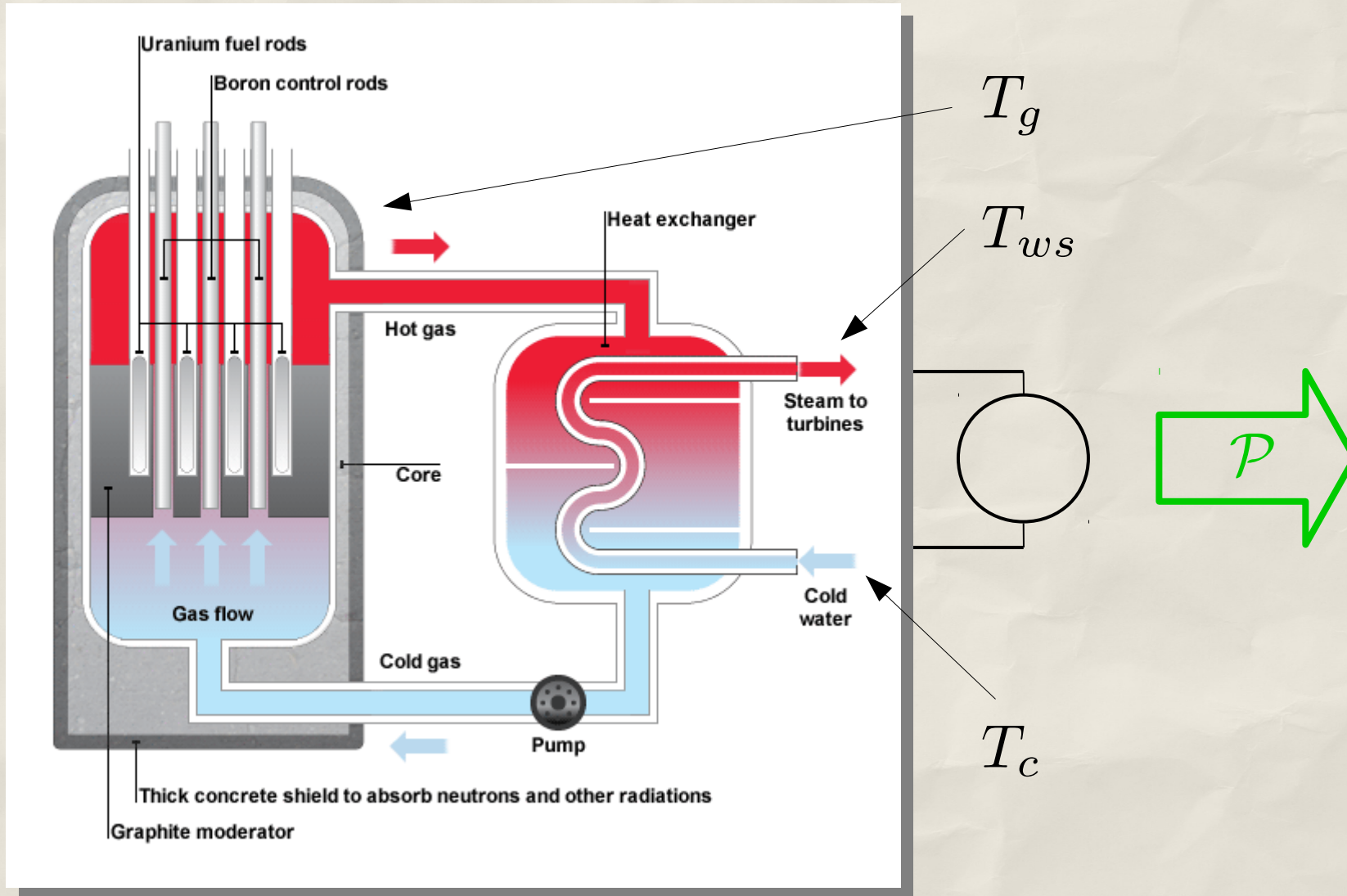
Universidad de
La Laguna



Gerardo Adesso

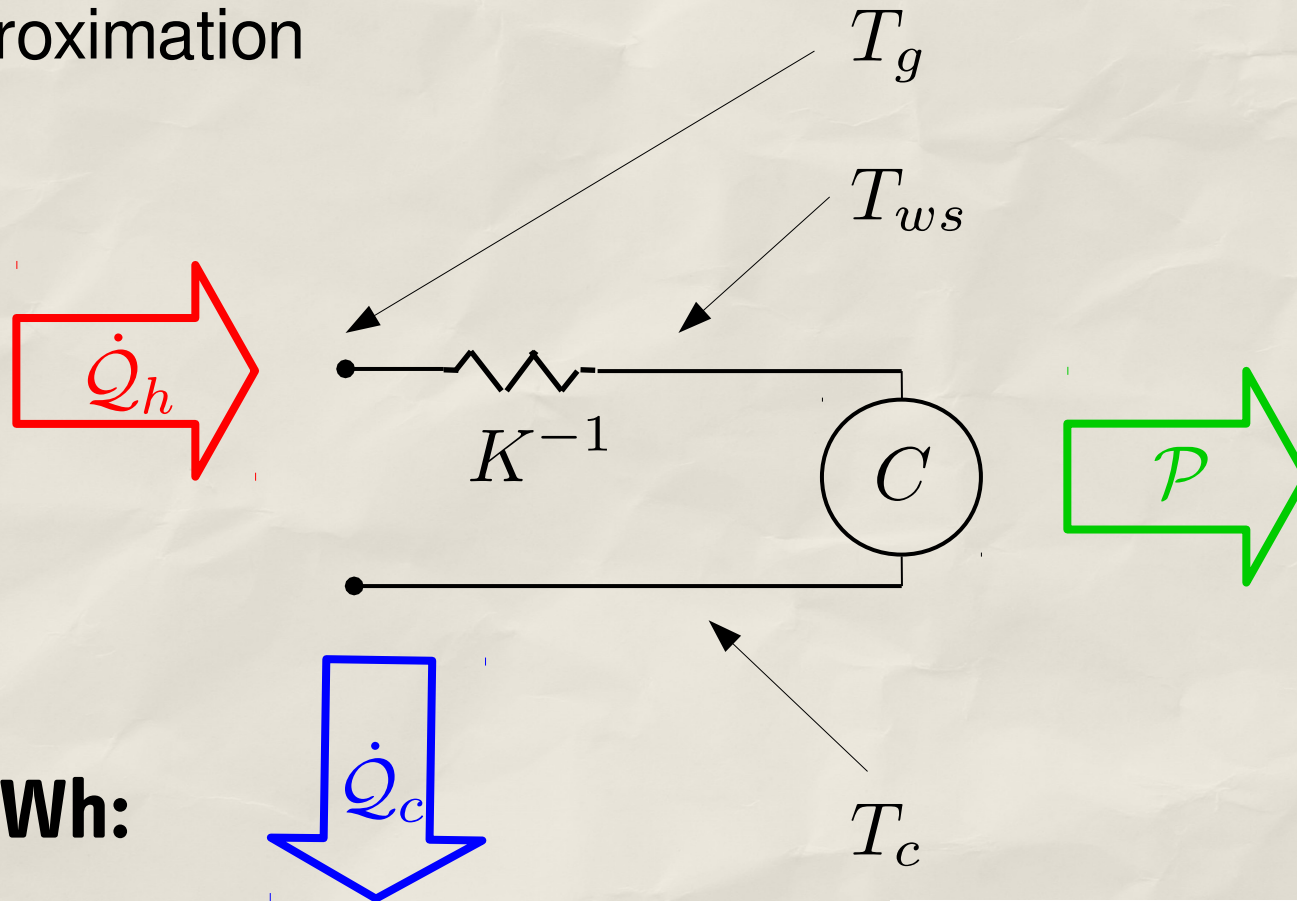
University of Nottingham

ENDOREVERSIBLE THERMODYNAMICS



ENDOREVERSIBLE THERMODYNAMICS

Endoreversible approximation

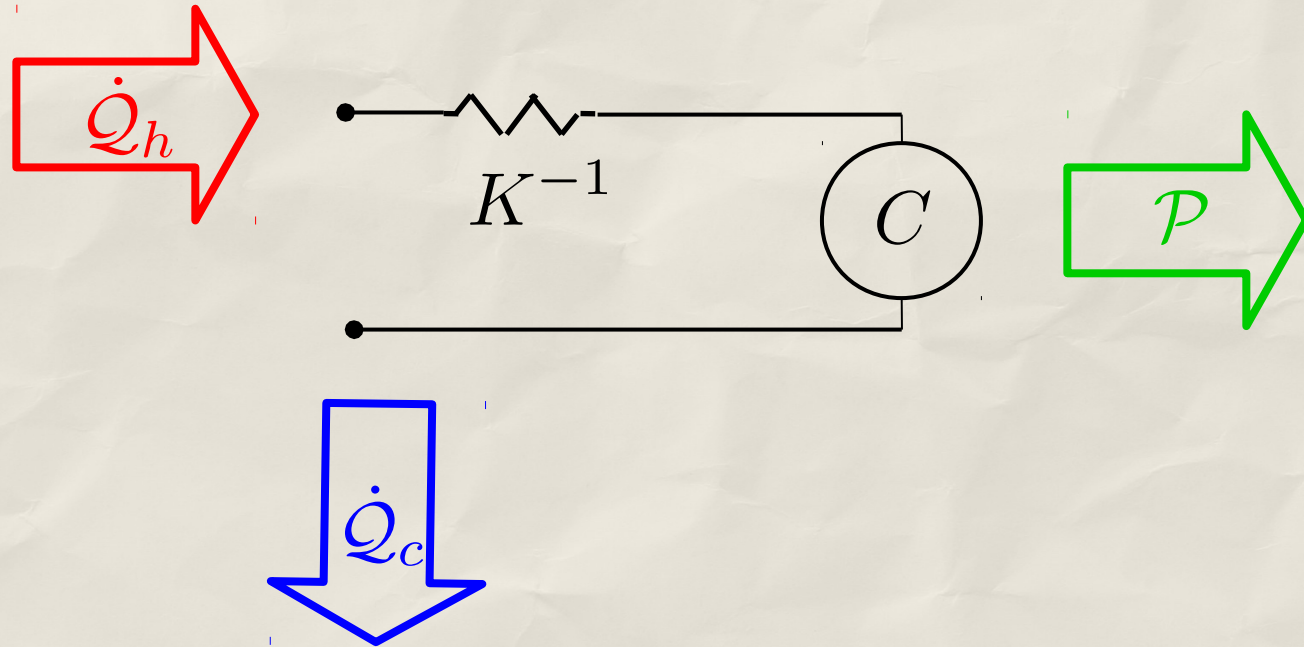


Cost of the kWh:

- * Fuel: 25%
- * O&M: 75%

$$\mathcal{P} = \dot{Q}_h \left(1 - \frac{T_c}{T_{ws}} \right)$$

CURZON-AHLBORN EFFICIENCY



$$\dot{Q}_h \equiv K(T_g - T_{ws})$$

$$\mathcal{P} = \dot{Q}_h \left(1 - \frac{T_c}{T_{ws}} \right)$$

$$\partial_{T_{ws}} \mathcal{P} = 0$$

$$T_{ws}^* = \sqrt{T_g T_c}$$

$$\eta_* = \frac{\mathcal{P}^*}{\dot{Q}_h^*} = 1 - \sqrt{\frac{T_c}{T_g}}$$

CURZON-AHLBORN EFFICIENCY

Efficiency of a Carnot Engine at Maximum Power Output

F. L. CURZON

B. AHLBORN

Department of Physics

University of British Columbia

Vancouver, B.C., Canada

(Received 9 November 1973; revised 14 May 1974)

CURZON-AHLBORN EFFICIENCY

Efficiency of a Carnot Engine at Maximum Power Output

F. L. CURZON
B. AHLBORN

*Department of Physics
University of British Columbia
Vancouver, B.C., Canada*

(Received 9 November 1973; revised 14 May 1974)

J. Nuclear Energy II, 1958, Vol. 7, pp. 125 to 128. Pergamon Press Ltd., London

THE EFFICIENCY OF ATOMIC POWER STATIONS (A REVIEW)

I. I. NOVIKOV

I. I. Novikov, *J. Nuclear Energy II* (1958)

Curzon & Ahlborn, *Am. J. Phys.* **43**, 22 (1975)

CURZON-AHLBORN EFFICIENCY

Efficiency of a
Power Output

J. Nuclear Energy II, 1958, Vol. 7, pp.

THE E

PRÉSIDENCE DU CONSEIL

COMMISSARIAT A L'ÉNERGIE ATOMIQUE

LA PILE DE SACLAY

EXPERIENCE ACQUISE EN DEUX ANS SUR LE TRANSFERT
DE CHALEUR PAR GAZ COMPRIME

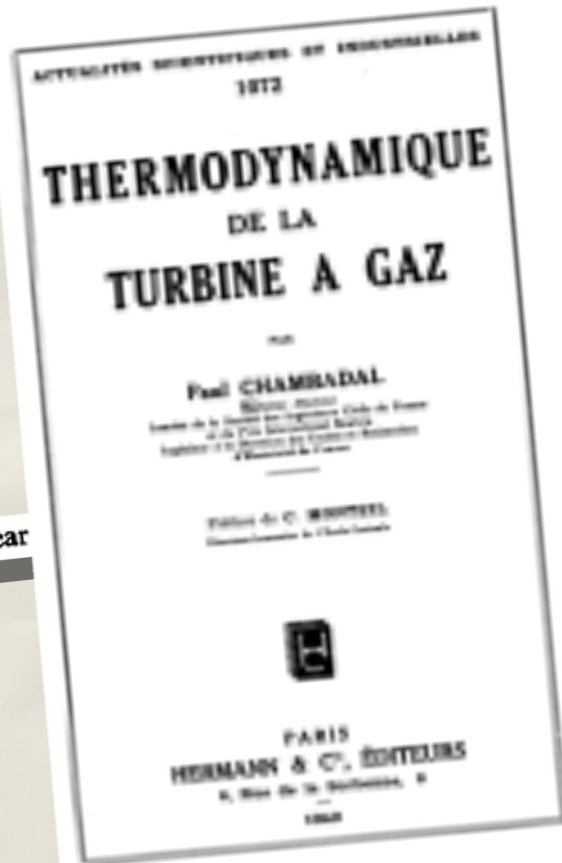
J. YVON

J. Yvon, *INIS*, C.E.A.-R 435 (1955)

I. I. Novikov, *J. Nuclear Energy II* (1958)

Curzon & Ahlborn, *Am. J. Phys.* **43**, 22 (1975)

CURZON-AHLBORN EFFICIENCY



J. Nuclear

PRÉSIDENCE DU CONSEIL

COMMISSARIAT A L'ÉNERGIE ATOMIQUE

LA PILE DE SACLAY

PROGRESSION ACQUISE EN DEUX ANS SUR LE TRANSFERT
DE CHALEUR PAR GAZ COMPRIME

J. YVON

P. Chambadal, "Thermodynamique de la Turbine à Gaz", Hermann & Cie, 1949

CURZON-AHLBORN EFFICIENCY

Il est intéressant de voir comment interviennent dans ce coefficient d'utilisation global optimum les deux facteurs qui le caractérisent, à savoir le coefficient d'utilisation de la source payée (u) et le coefficient d'utilisation du cycle, autrement dit sa fraction disponible (η). On trouve ainsi, en substituant pour (t) dans les expressions respectives la valeur (t_0) qui vient d'être calculée, correspondant au maximum du travail :

— pour le coefficient d'utilisation de la source :

$$u_0 = \sqrt{T_1} \frac{\sqrt{T_1} - \sqrt{T_2}}{T_1 - T_2}$$

— pour la fraction disponible du cycle :

$$\eta_0 = \frac{\sqrt{T_1} - \sqrt{T_2}}{\sqrt{T_1}}$$



J. Nuclear

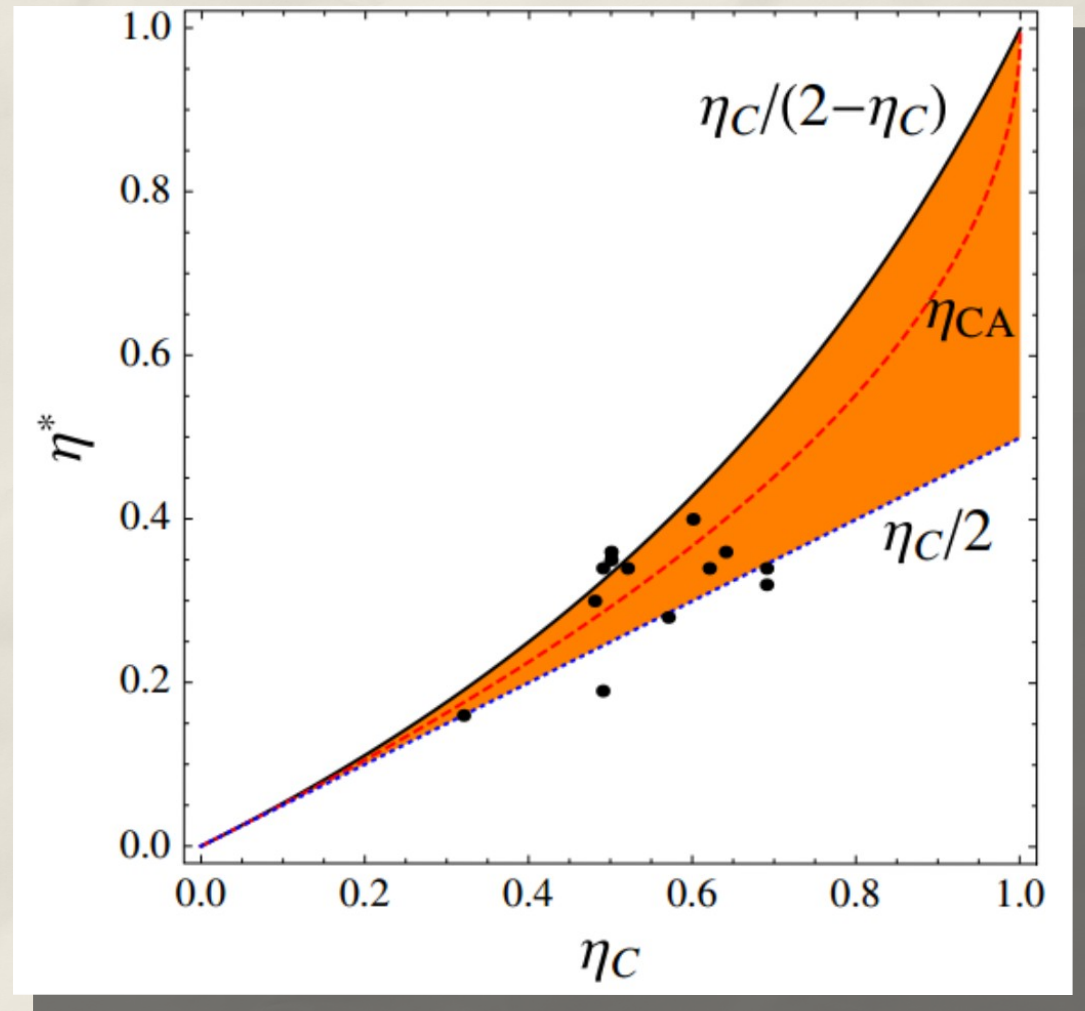
P. Chambadal, "Thermodynamique de la Turbine à Gaz", Hermann & Cie (1949)

H. B. Reitlinger, "Sur l'utilisation de la chaleur dans les machines à feu", Vaillant-Carmanne, Liège, Belgium (1929)

Alexandre Vaudrey et al., *J. Non-Equilib. Thermodyn.*, **39** 199 (2014)

CURZON-AHLBORN EFFICIENCY

Plant
Doel 4 (Nuclear, Belgium) [6]
Almaraz II (Nuclear, Spain) [6]
Sizewell B (Nuclear, UK) [6]
Cofrentes (Nuclear, Spain) [6]
Heysham (Nuclear, UK) [6]
West Thurrock (Coal, UK) [1]
CANDU (Nuclear, Canada) [1]
Larderello (Geothermal, Italy)[1]
Calder Hall (Nuclear, UK) [6]
(Steam/Mercury,USA) [6]
(Steam, UK) [6]
(Gas Turbine, Switzerland) [6]
(Gas Turbine, France) [6]



M. Esposito *et al.*, *PRL* **105**, 150603 (2010)

T. Schmiedl & U. Seifert, *EPL* **81**, 20003 (2008)

CURZON-AHLBORN EFFICIENCY

Linear regime:

$$\eta_C = 1 - \frac{T_c}{T_h} \rightarrow 0$$

$$\eta_* = 1 - \sqrt{\frac{T_c}{T_h}} = \frac{1}{2}\eta_C + \frac{1}{8}\eta_C^2 + \mathcal{O}(\eta_C^3)$$

Low-dissipation engine:

$$\eta_* = 1 - \sqrt{T_c/T_g}$$

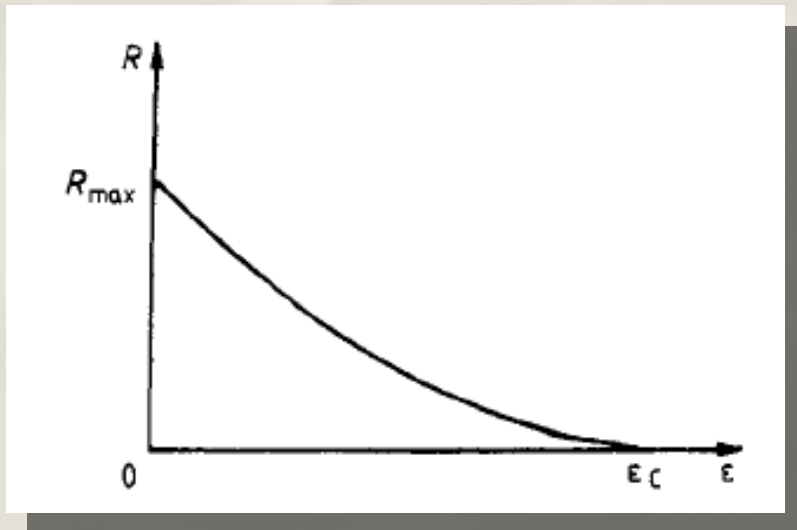
C. Van den Broeck *et al.*, *PRL* **95**, 190602 (2005)

M. Esposito & C. Van den Broeck, *PRL* **102**, 130602 (2009)

M. Esposito *et al.*, *PRL* **105**, 150603 (2010)

CURZON-AHLBORN FOR REFRIGERATORS?

$$\varepsilon = \dot{Q}_c / \mathcal{P}$$



Assumptions:

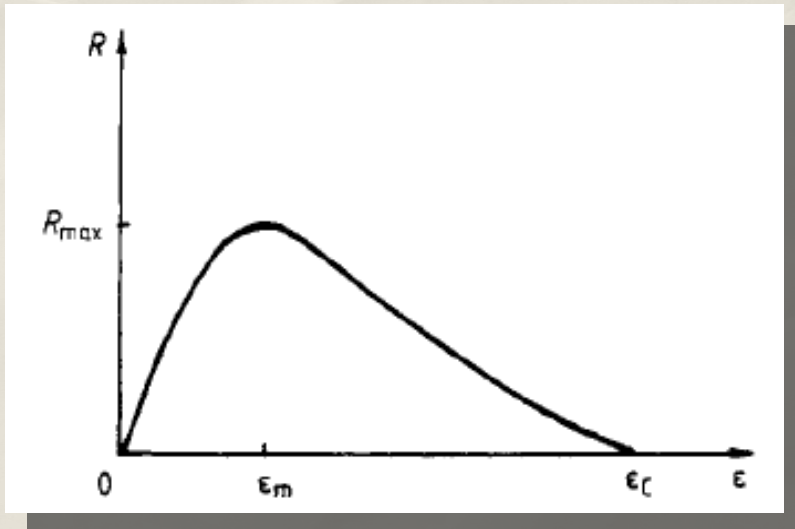
- * Cooling power as figure of merit
- * Endoreversible approximation
- * Linear heat transfer law

CURZON-AHLBORN FOR REFRIGERATORS?

$$\varepsilon = \dot{Q}_c / \mathcal{P}$$

Assumptions:

- * Cooling power as figure of merit
- * Endoreversible approximation
- * ~~Linear heat transfer law~~



$$\dot{Q}_c \equiv K(T_c^n - \tilde{T}_c^n)$$

CURZON-AHLBORN FOR REFRIGERATORS?

$$\varepsilon = \dot{Q}_c / \mathcal{P}$$

$$\chi \equiv \varepsilon \dot{Q}_c$$

$$\chi \equiv \varepsilon / \tau$$

$$\chi \equiv \dot{Q}_c / (\varepsilon_C T_h)$$

Assumptions:

- * ~~Cooling power as figure of merit~~
- * Endoreversible approximation
- * Linear heat transfer law

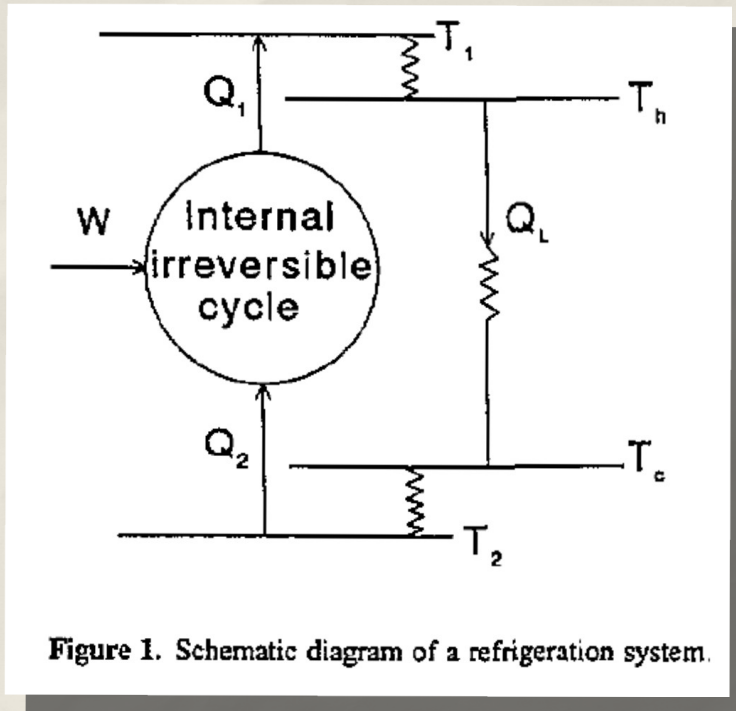
B. Jiménez de Cisneros *et al.*, *PRE* **73**, 057103 (2006)

S. Velasco *et al.*, *PRL* **78**, 3241 (1997)

Z. Yan & J. Chen, *J. Phys. D: Appl. Phys.* **23**, 136 (1990)

CURZON-AHLBORN FOR REFRIGERATORS?

$$\varepsilon = \dot{Q}_c / \mathcal{P}$$



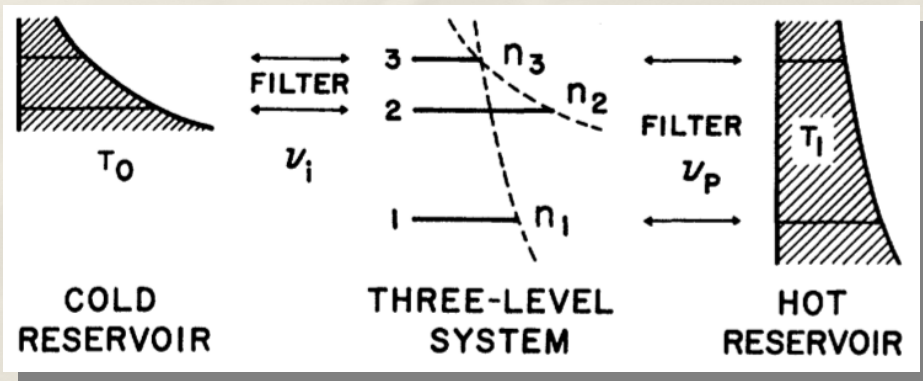
Assumptions:

- * Cooling power as figure of merit
- * ~~Endoreversible approximation~~
- * Linear heat transfer law

CURZON-AHLBORN FOR REFRIGERATORS?

Assumptions:

- * Cooling power as figure of merit
- * ~~Endoreversible approximation~~
- * ~~Linear heat transfer law~~

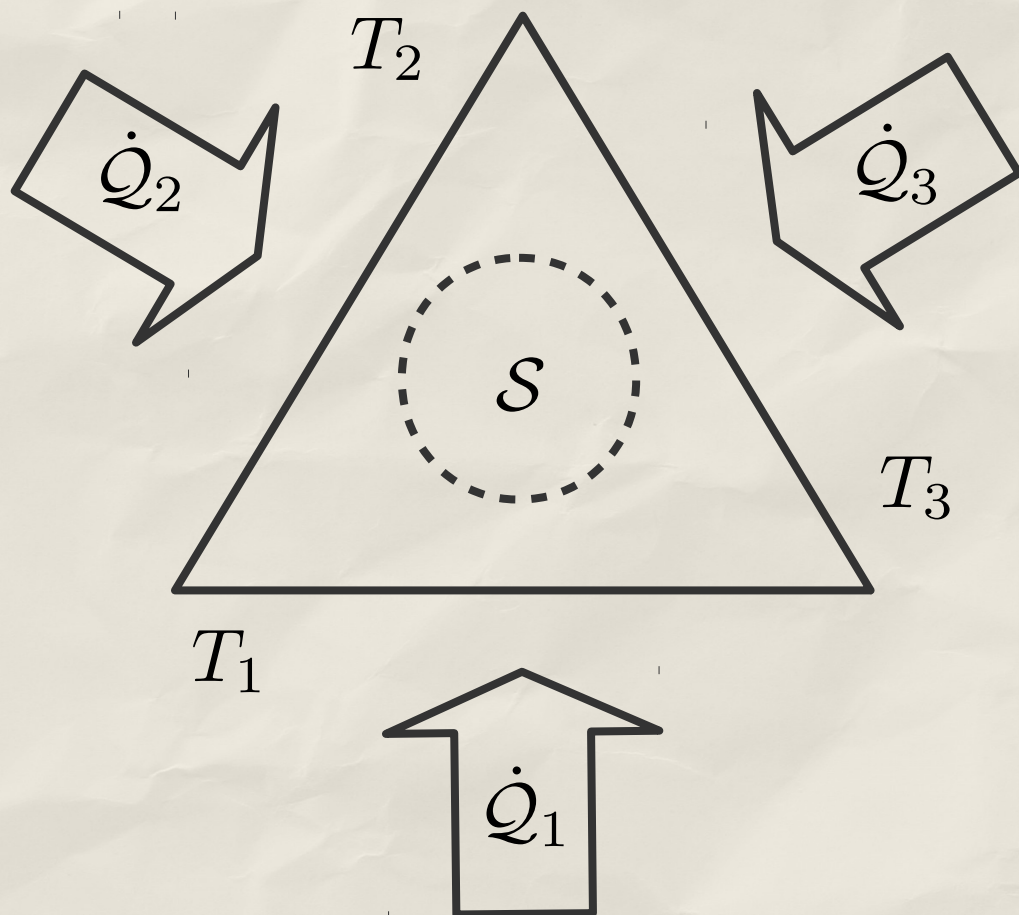


OUTLINE

- ~~1. Motivation~~
2. Quantum tricycles
3. Performance bounds for quantum absorption chillers
4. Heat leaks and internal dissipation

STRONGLY COUPLED QUANTUM TRICYCLE

Tricycle



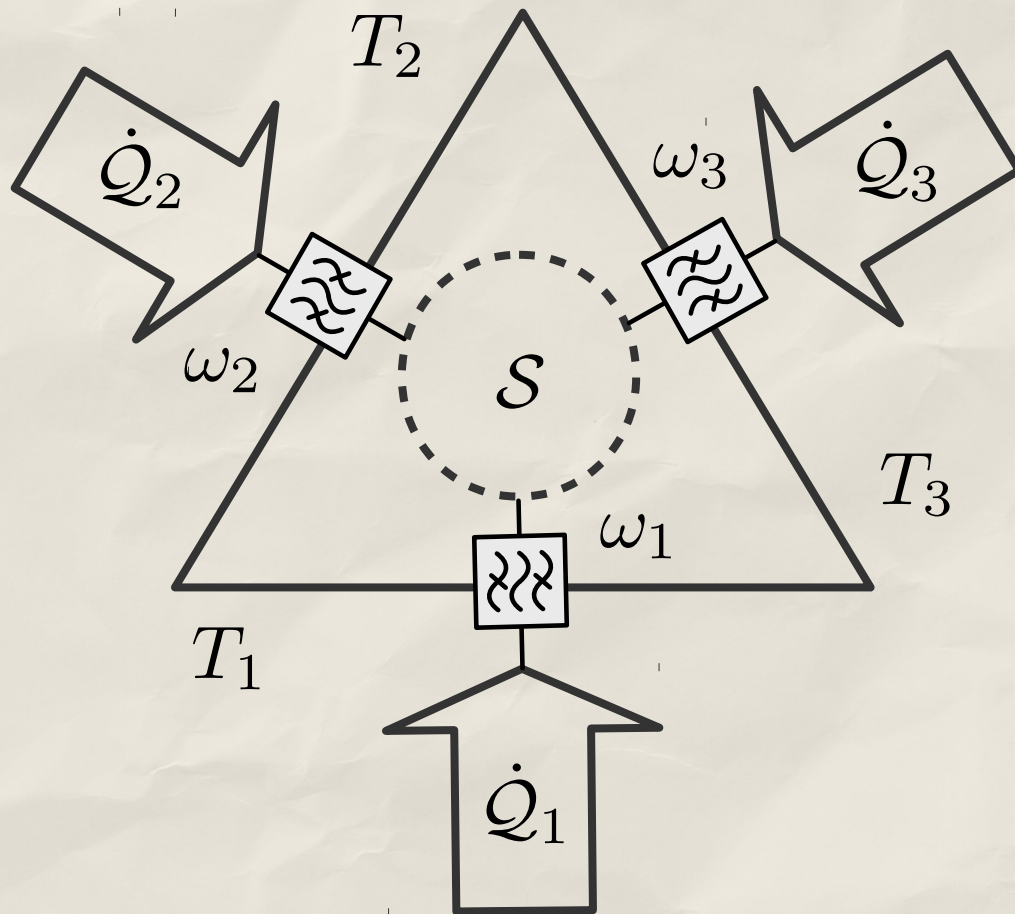
$$T_1 < T_2 < T_3$$

$$\dot{Q}_1 + \dot{Q}_2 + \dot{Q}_3 = 0$$

$$\frac{\dot{Q}_1}{T_1} + \frac{\dot{Q}_2}{T_2} + \frac{\dot{Q}_3}{T_3} \leq 0$$

STRONGLY COUPLED QUANTUM TRICYCLE

Quantum tricycle



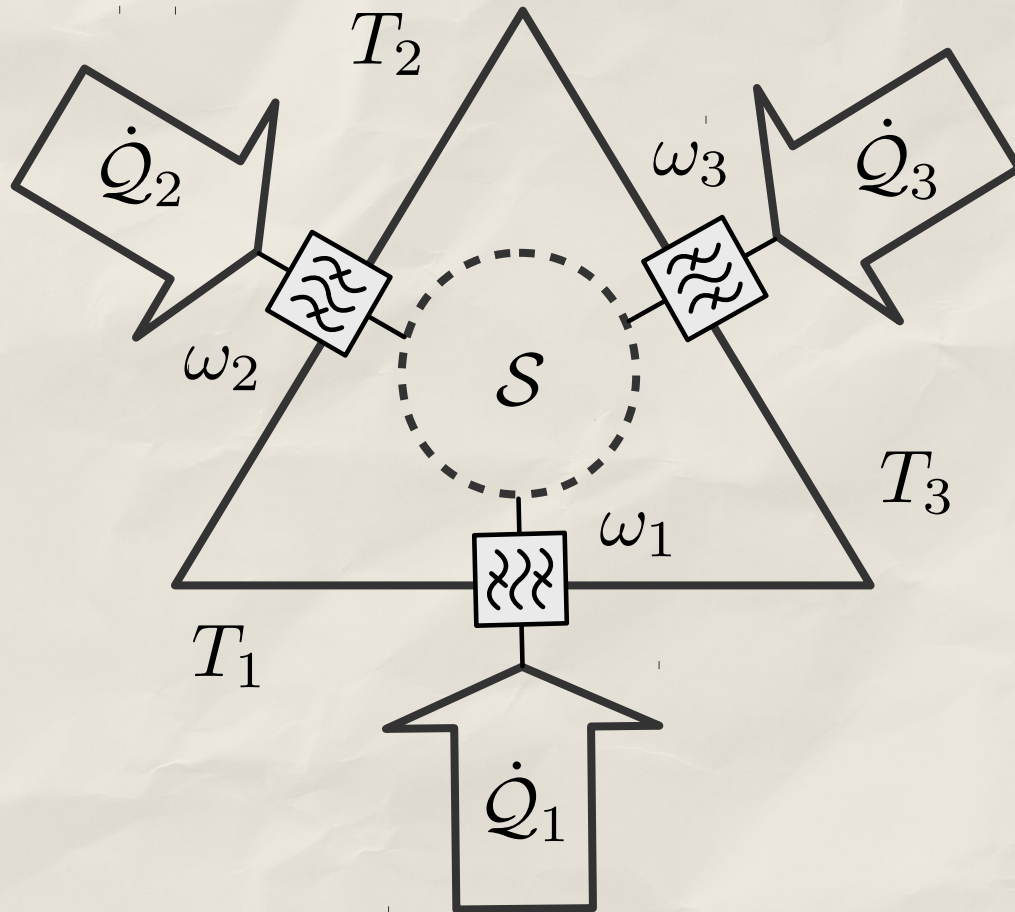
$$T_1 < T_2 < T_3$$

$$\dot{Q}_1 + \dot{Q}_2 + \dot{Q}_3 = 0$$

$$\frac{\dot{Q}_1}{T_1} + \frac{\dot{Q}_2}{T_2} + \frac{\dot{Q}_3}{T_3} \leq 0$$

STRONGLY COUPLED QUANTUM TRICYCLE

Strongly coupled quantum tricycle



$$T_1 < T_2 < T_3$$

$$\dot{Q}_1 + \dot{Q}_2 + \dot{Q}_3 = 0$$

$$\frac{\dot{Q}_1}{T_1} + \frac{\dot{Q}_2}{T_2} + \frac{\dot{Q}_3}{T_3} \leq 0$$

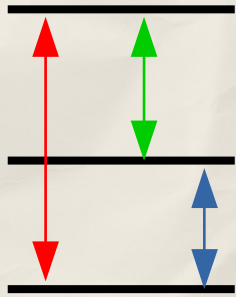
$$\dot{Q}_i = \omega_i \mathcal{I}$$

$$\omega_3 = \omega_2 - \omega_1$$

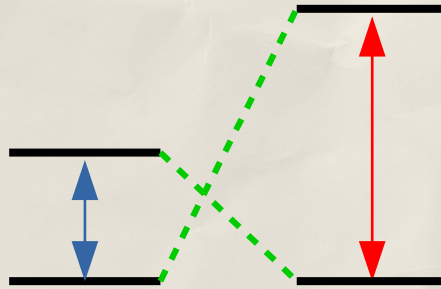
Endoreversibility

EXAMPLES

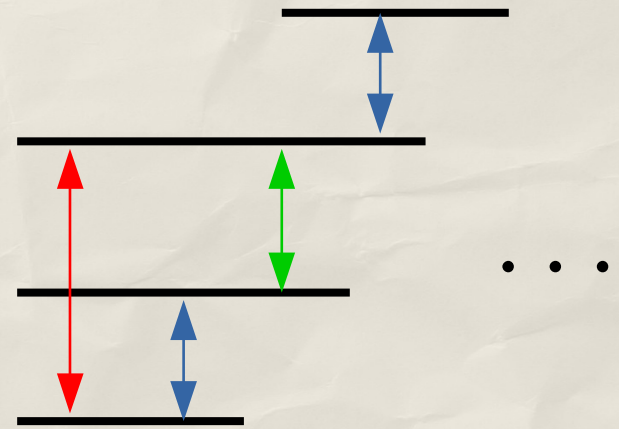
Strongly coupled quantum tricycles



J. P. Palao & R. Kosloff,
PRE **64**, 056130 (2001)

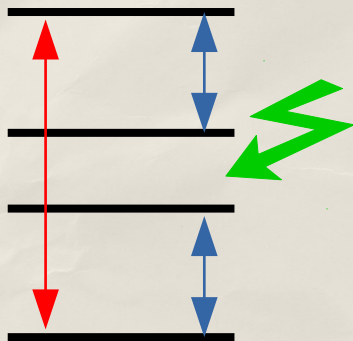


A. Levy & R. Kosloff,
PRL **108**, 070604 (2012)

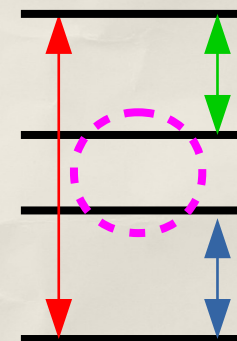


LAC, *PRE* **89**, 042128 (2014)

“Leaky” quantum tricycles



R. Kosloff & A. Levy,
Annu. Rev. Phys. Chem. **65**, 365 (2014)

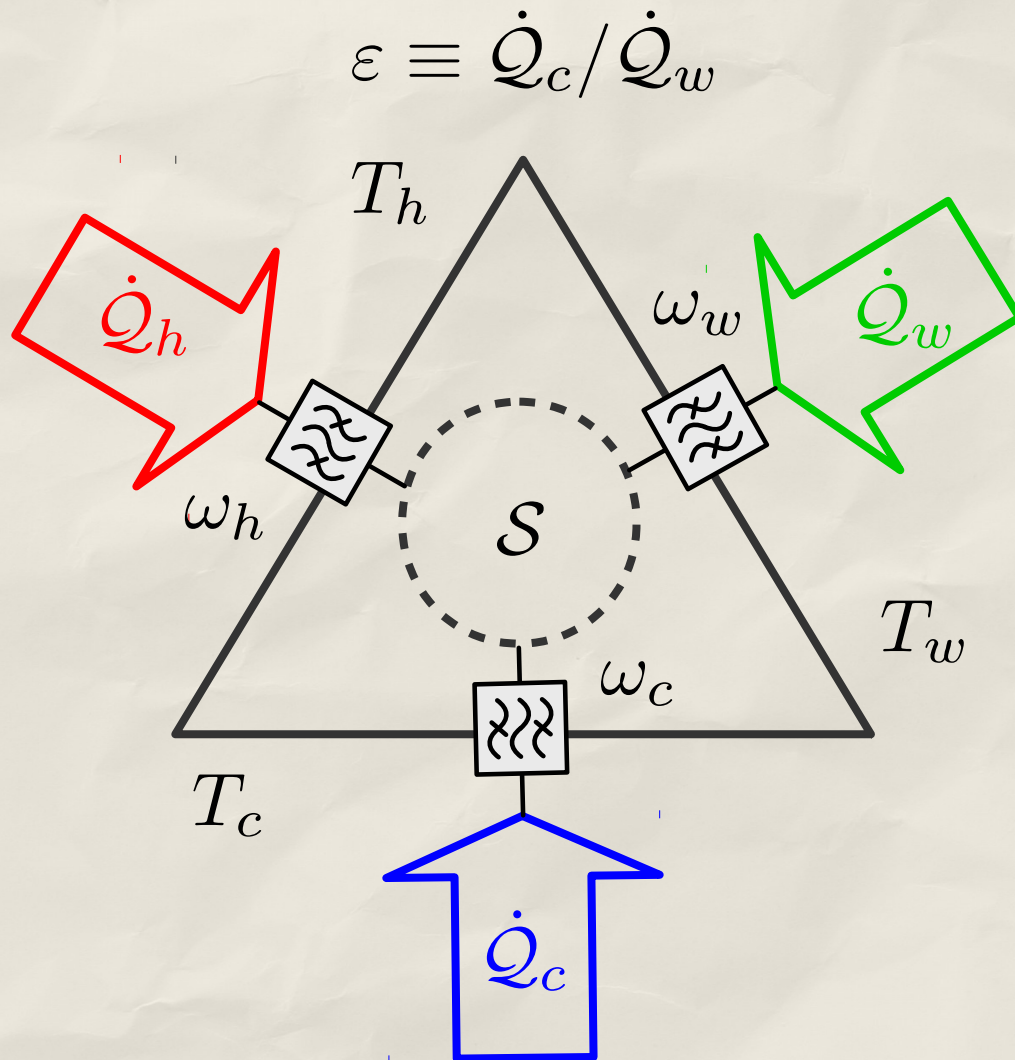


LAC *et al.*, *PRE* **92**, 032136 (2015)

OUTLINE

- ~~1. Motivation~~
- ~~2. Quantum tricycles~~
3. Performance bounds for quantum absorption chillers
4. Heat leaks and internal dissipation

QUANTUM ABSORPTION CHILLER



$$\dot{Q}_c > 0, \dot{Q}_h < 0, \dot{Q}_w > 0$$

$$\frac{\omega_c}{T_c} - \frac{\omega_h}{T_h} + \frac{\omega_h - \omega_c}{T_w} < 0$$

\Downarrow

$$\omega_c < \omega_{c,\text{rev}} \equiv \frac{T_c(T_w - T_h)}{T_h(T_w - T_c)}$$

Cooling window

$$\omega_c > \omega_{c,\text{rev}}$$

$$\{\dot{Q}_c < 0, \dot{Q}_h > 0, \dot{Q}_w < 0\}$$

Heat transformer

J. P. Palao & R. Kosloff, *PRL* **64**, 056130 (2001)

A. Levy & R. Kosloff, *PRL* **108**, 070604 (2012)

PERFORMANCE OPTIMISATION

Refrigerator

$$\dot{S} = \frac{\dot{Q}_c}{T_c} + \frac{\dot{Q}_h}{T_h} = x_c \mathcal{I}_c + x_h \mathcal{I}_h \quad (T_w \rightarrow \infty)$$

$$x_\alpha \equiv \omega_\alpha / T_\alpha \quad \mathcal{I}_c = -\mathcal{I}_h = \mathcal{I}$$

$$\mathcal{I}(x_c^*, x_h) + x_c^* \partial_{x_c^*} \mathcal{I}(x_c^*, x_h) = 0$$

Large temperature limit ($x_\alpha \rightarrow 0$):

$$x_c^* = C x_h \Rightarrow \frac{\varepsilon}{\varepsilon_C} = \frac{C}{(1 - C)\varepsilon_C + 1}$$

PERFORMANCE OPTIMISATION

Engine

$$\dot{S} = \frac{\dot{Q}_c}{T_c} + \frac{\dot{Q}_h}{T_h} = x_c \mathcal{I}_c + x_h \mathcal{I}_h \quad (T_w \rightarrow \infty)$$

$$x_\alpha \equiv \omega_\alpha / T_\alpha \quad \mathcal{I}_c = -\mathcal{I}_h = -\mathcal{I}$$

$$(x_h - (1 - \eta_C)x_c)\partial_{x_c}\mathcal{I} - (1 - \eta_c)\mathcal{I} = 0$$

Large temperature limit ($x_\alpha \rightarrow 0$):

$$x_c^* = \frac{1}{2}x_h \Rightarrow \frac{\eta_*}{\eta_C} = \frac{1}{2}$$

PERFORMANCE OPTIMISATION

Refrigerator

$$\dot{S} = \frac{\dot{Q}_c}{T_c} + \frac{\dot{Q}_h}{T_h} = x_c \mathcal{I}_c + x_h \mathcal{I}_h \quad (T_w \rightarrow \infty)$$

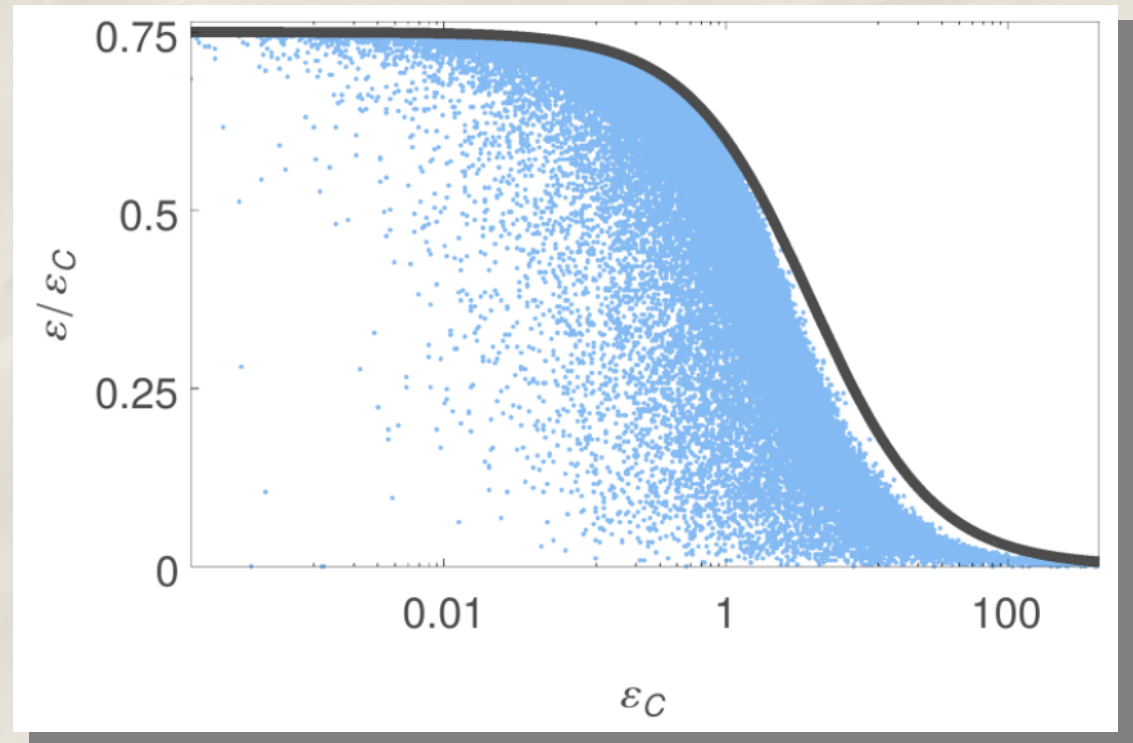
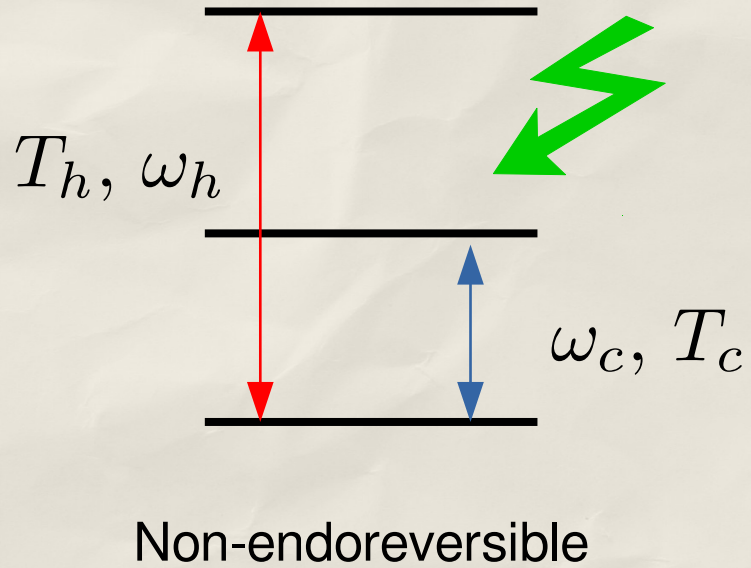
$$x_\alpha \equiv \omega_\alpha / T_\alpha \quad \mathcal{I}_c = -\mathcal{I}_h = \mathcal{I}$$

$$\mathcal{I}(x_c^*, x_h) + x_c^* \partial_{x_c^*} \mathcal{I}(x_c^*, x_h) = 0$$

Linear regime ($T_h \rightarrow T_c \Rightarrow \varepsilon_C \rightarrow \infty$):

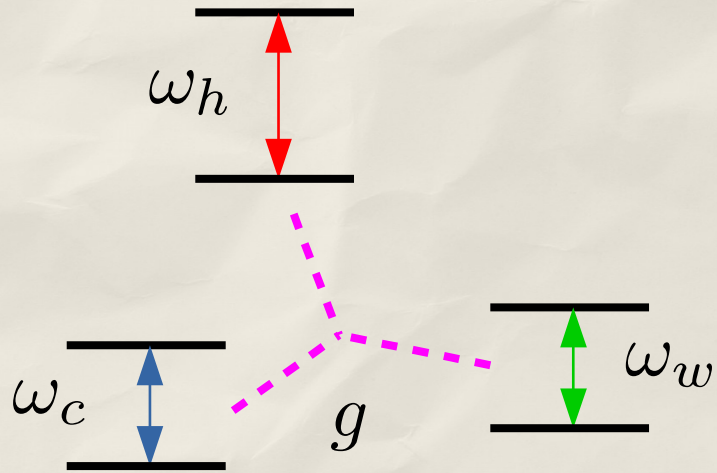
$$\varepsilon_* = \frac{\varepsilon_C}{\varepsilon_C + 2} \Rightarrow \frac{\varepsilon_*}{\varepsilon_C} \rightarrow 0$$

EXAMPLES



$$\frac{\varepsilon_*}{\varepsilon_C} = \frac{d_c}{d_c + 1 + \varepsilon_C}$$

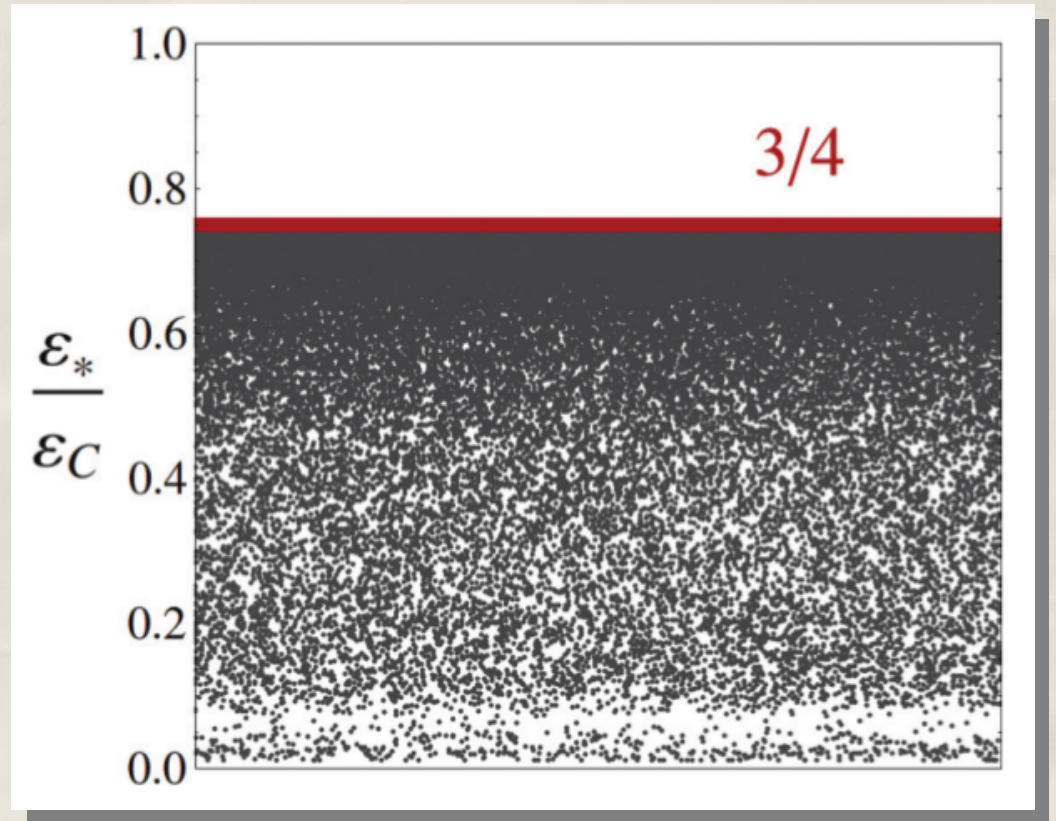
EXAMPLES



Non-endoreversible

$$\frac{\varepsilon_*}{\varepsilon_C} = \frac{d_c}{d_c + 1}$$

LAC et al., *PRE* **87**, 042131 (2013)



N. Linden *et al.*, *PRL* **105**, 130401 (2010)

LAC *et al.*, *Sci. Rep.* **4**, 3949 (2014)

OUTLINE

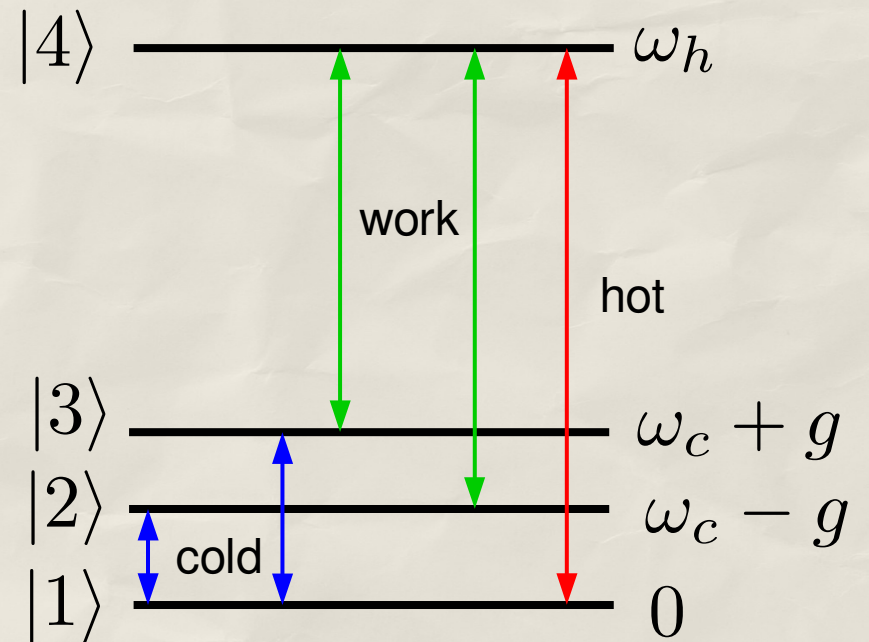
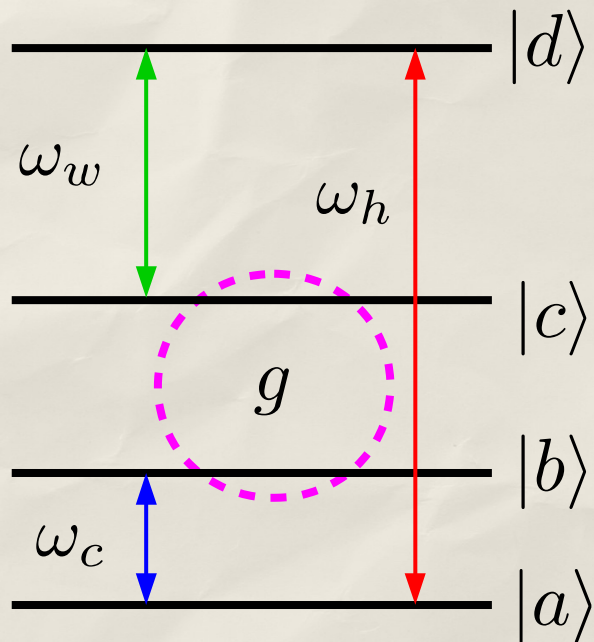
~~1. Motivation~~

~~2. Quantum tricycles~~

~~3. Performance bounds for quantum absorption chillers~~

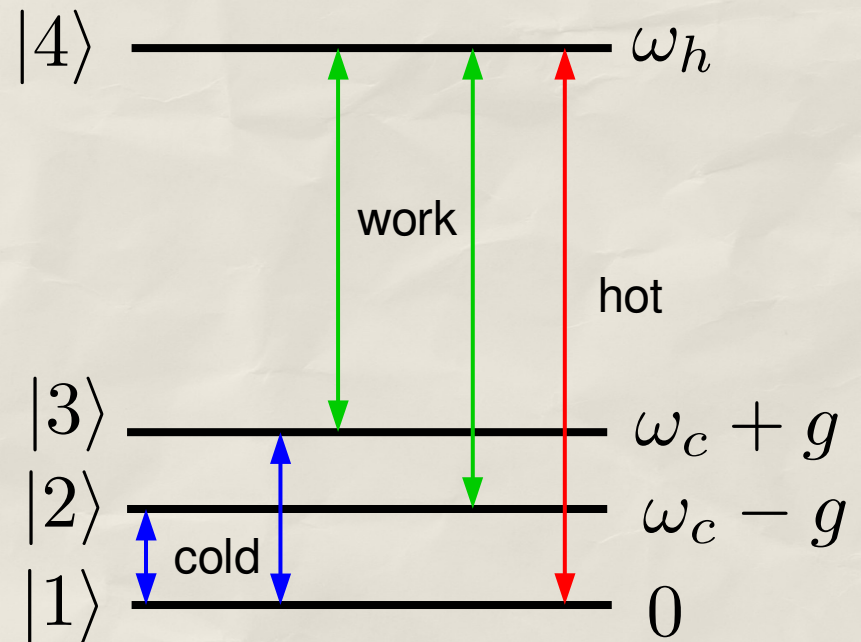
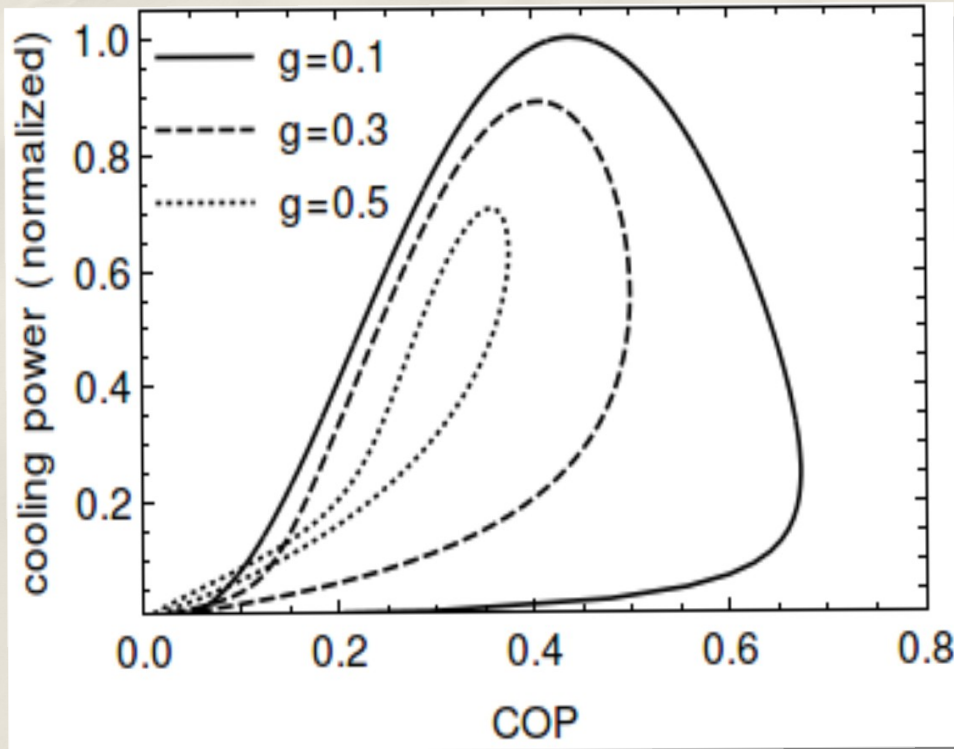
4. Heat leaks and internal dissipation

THE "LEAKY" 4-LEVEL CHILLER

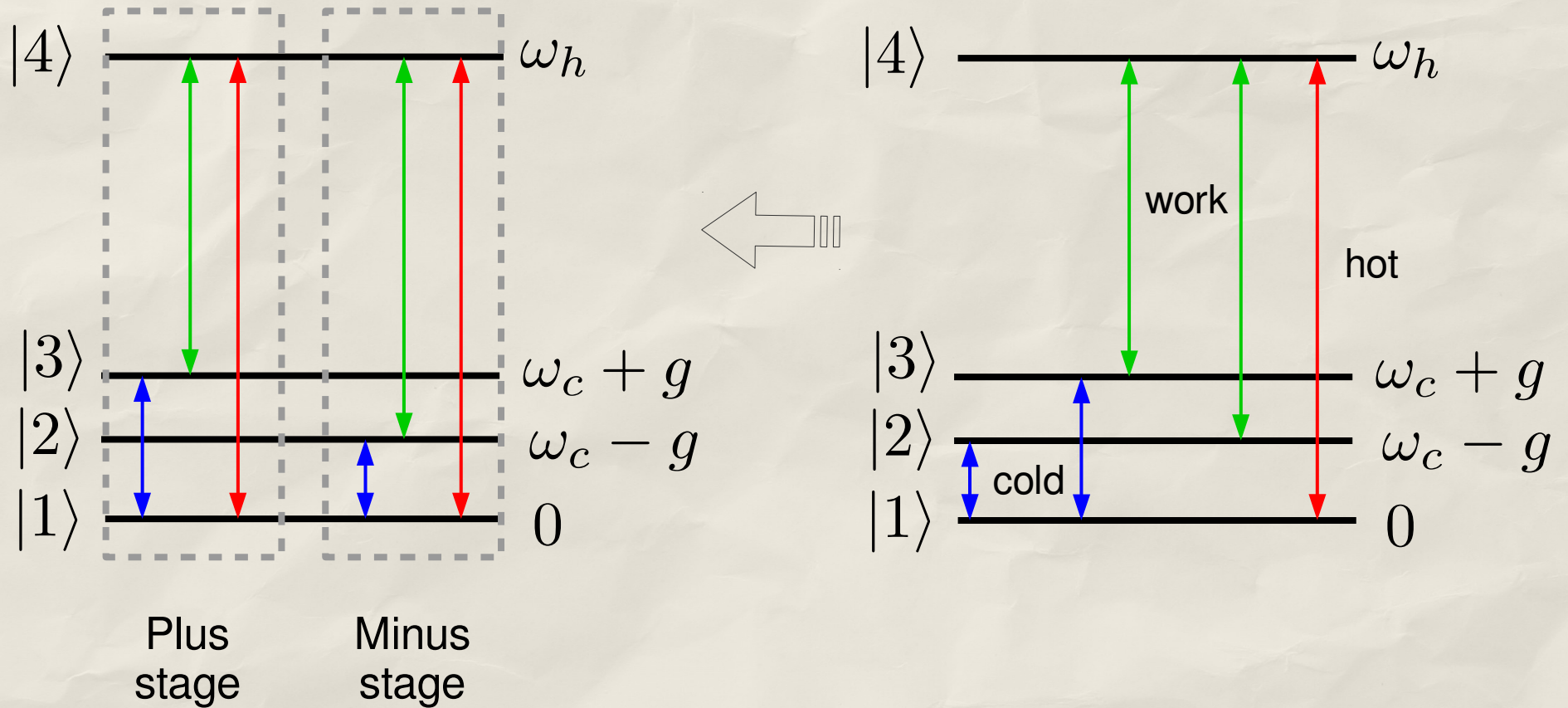


$$H_4 = \omega_c (|b\rangle \langle b| + |c\rangle \langle c|) + \omega_h |d\rangle \langle d| + g (|b\rangle \langle c| + |c\rangle \langle b|)$$

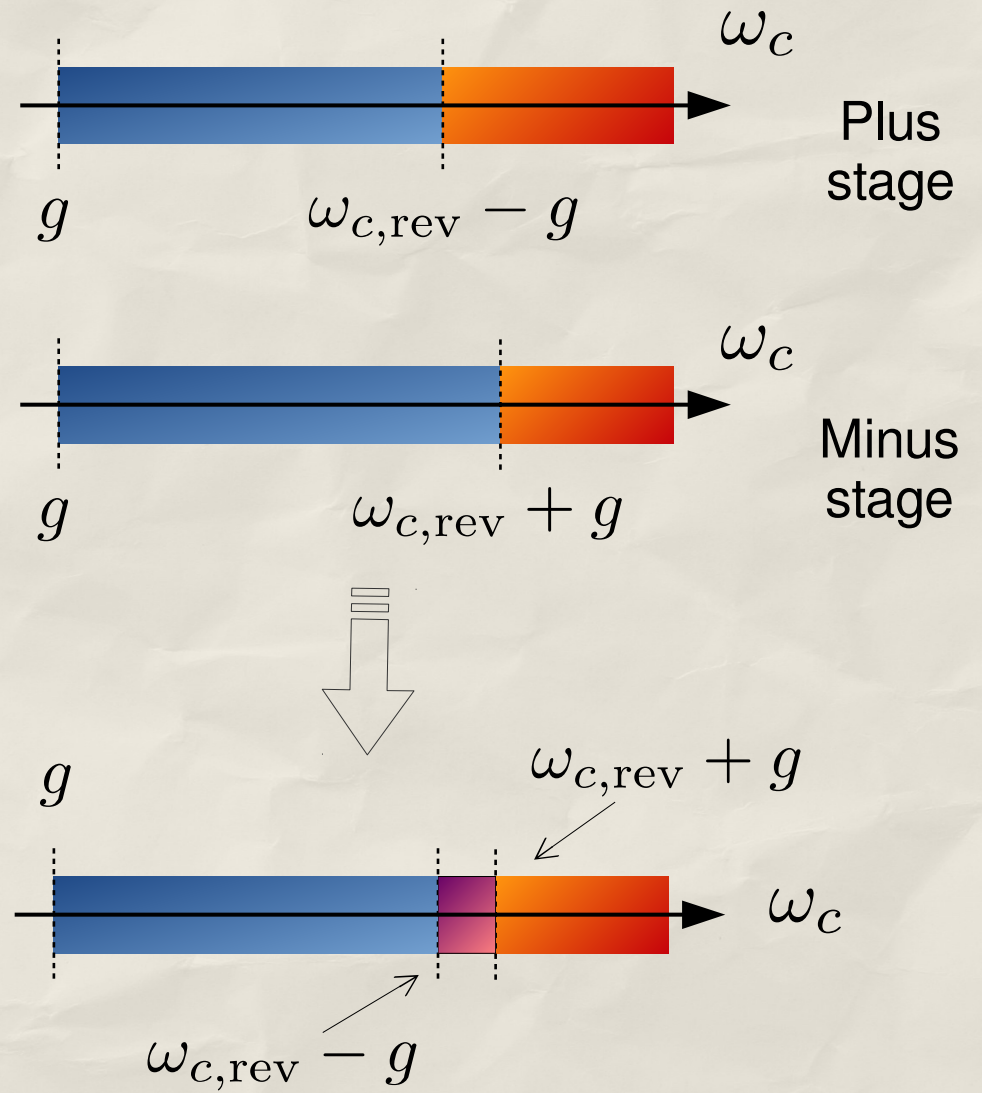
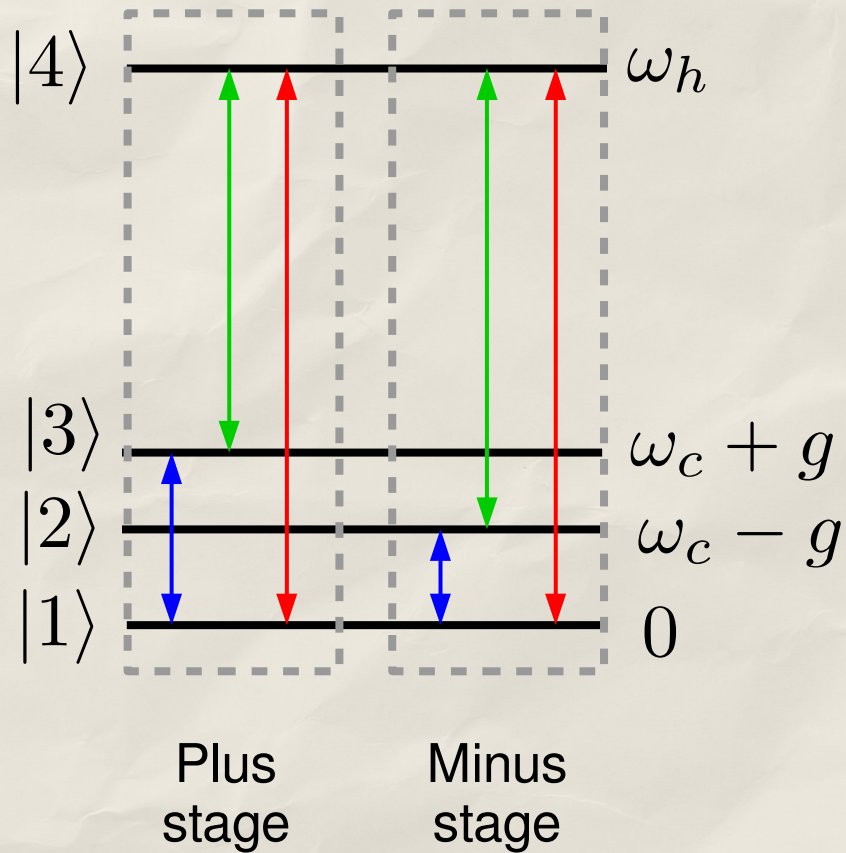
THE "LEAKY" 4-LEVEL CHILLER



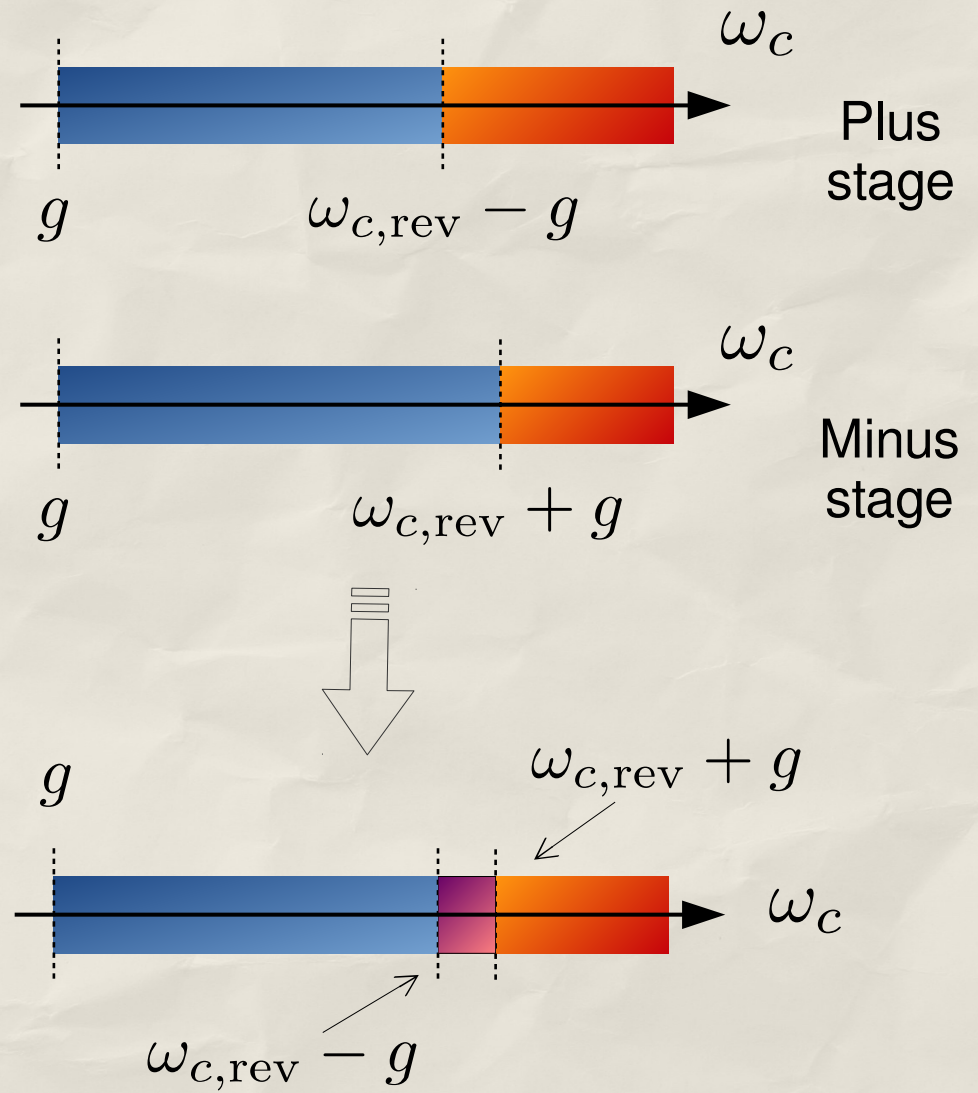
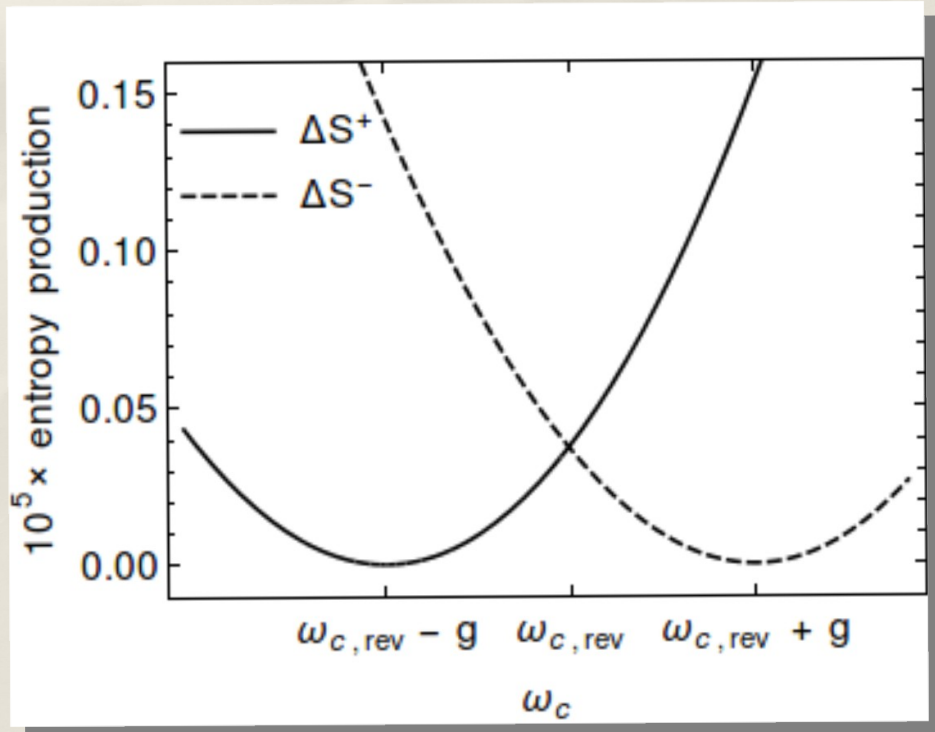
THE "LEAKY" 4-LEVEL CHILLER



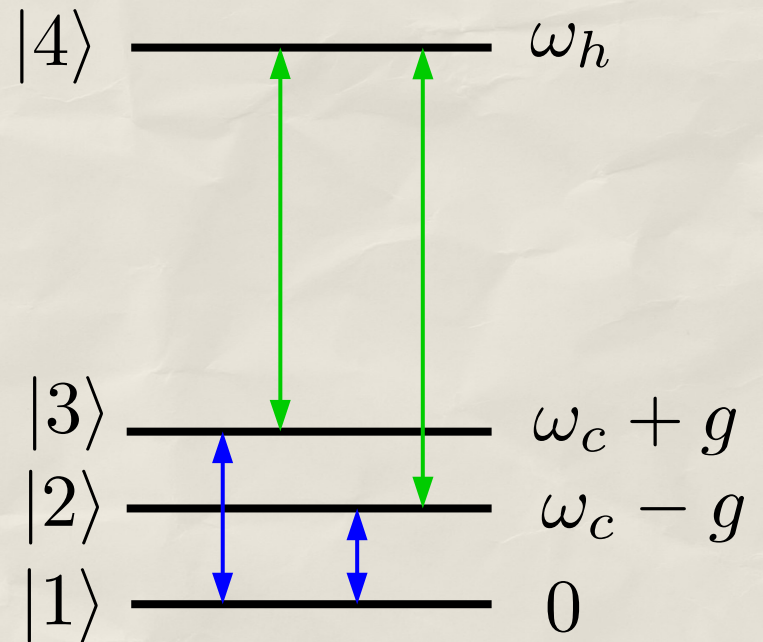
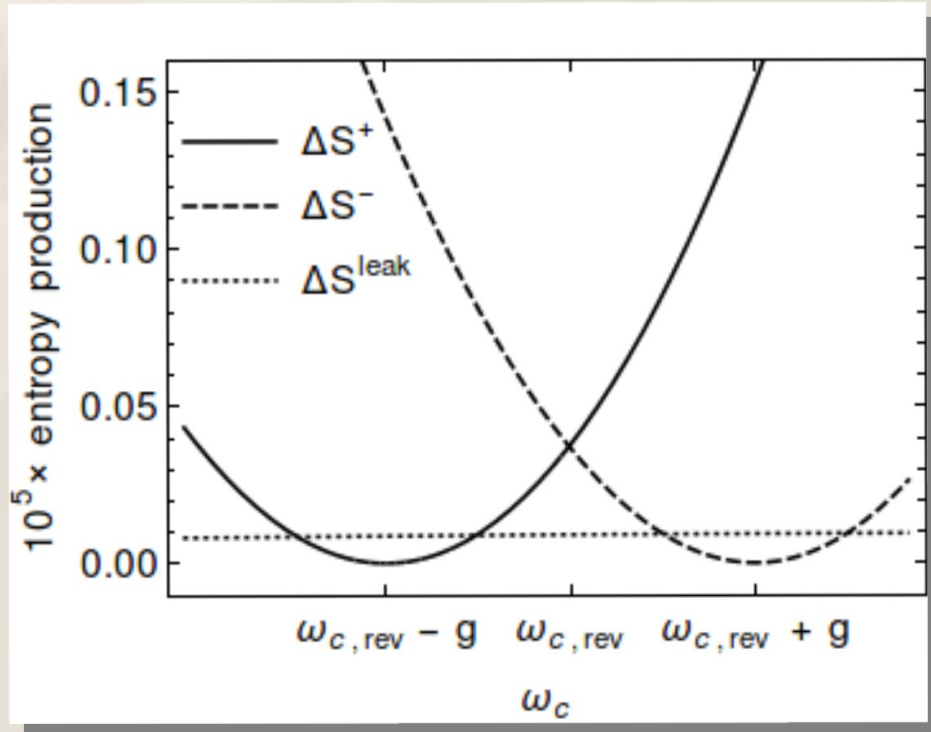
INTERNAL DISSIPATION



INTERNAL DISSIPATION



HEAT LEAKS



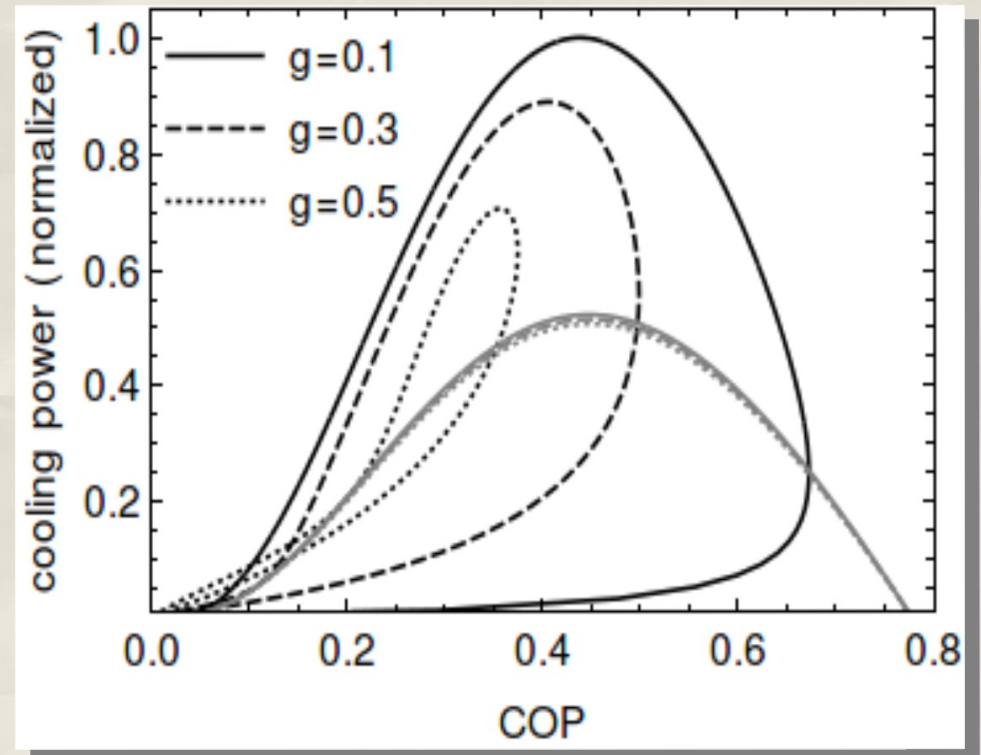
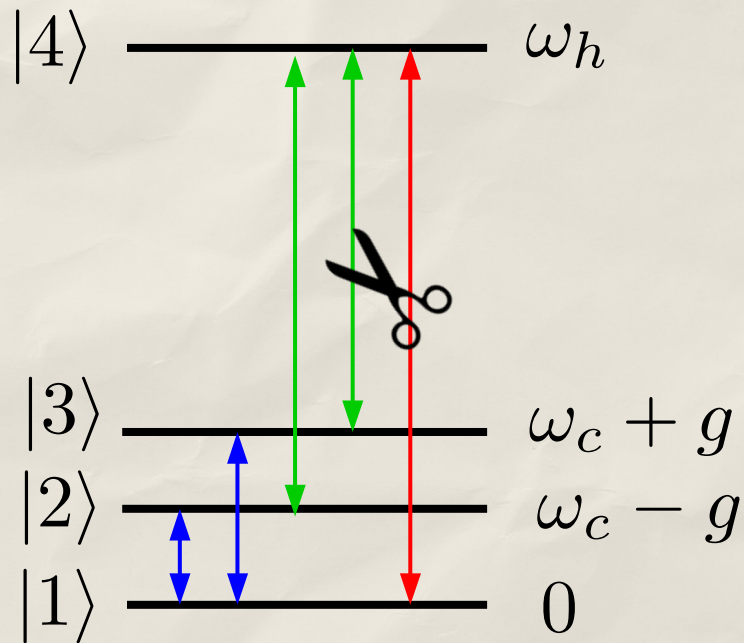
Heat leak stage

J. O. González *et al*, *NJP* **19**, 113037 (2017)

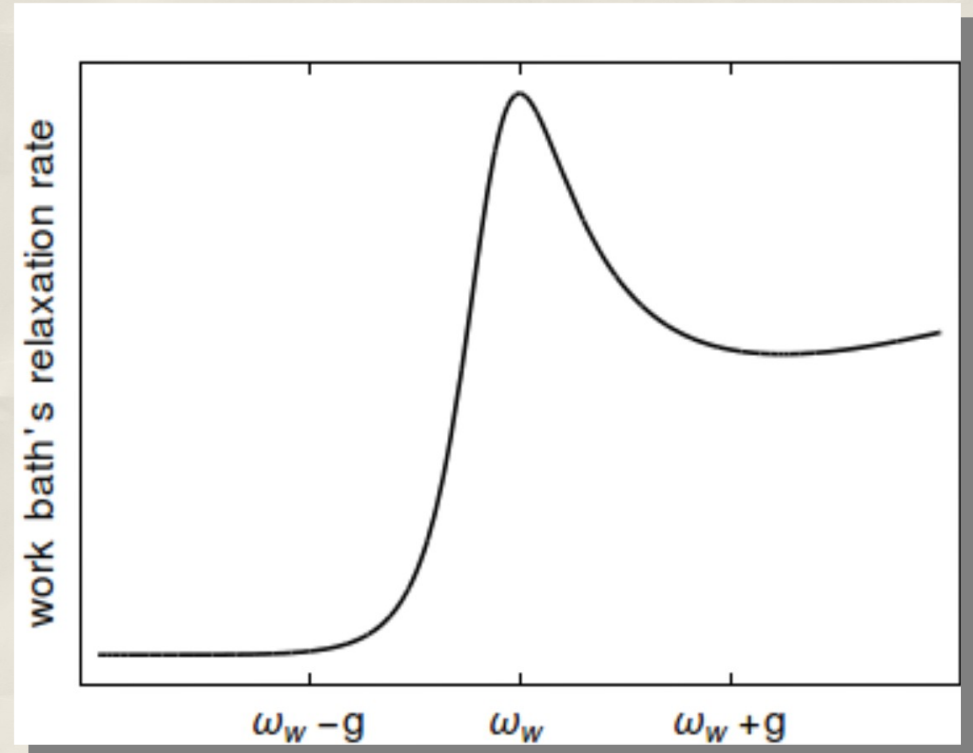
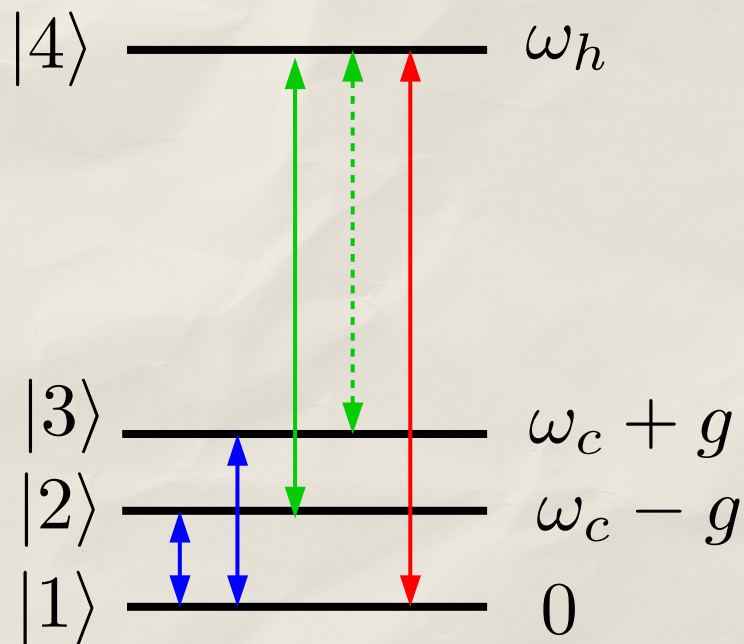
LAC *et al.*, *PRE* **92**, 032136 (2015)

Systematic breakdown of quantum tricycles in stages

ELIMINATING IRREVERSIBILITY



ELIMINATING IRREVERSIBILITY



D. Gelbwaser-Klimovsky *et al*, *PRE* **87**, 012140 (2013)

A. G. Kofman *et al.*, *J. Mod. Opt.* **41**, 353 (1994)

LAC *et al.*, *PRE* **92**, 032136 (2015)

Quantum tricycles

- * Strongly coupled quantum tricycles provide a **good framework** for endoreversible (quantum) thermodynamics.

Performance optimisation

- * The COP at maximum cooling power of strongly coupled quantum tricycles is **non-universal**.
- * The long-time bath correlation properties set the ultimate **performance bound** on refrigeration.

Heat leaks and internal dissipation

- * The competition between alternative dissipative decay paths can be avoided by **reservoir engineering**.