

Lepton and Quark masses from Top loops

Patrick Fox



Bogdan Dobrescu
to appear...

Patrick Fox



Bogdan Dobrescu
to appear...

Loopy masses for leptons and quarks

Patrick Fox



Bogdan Dobrescu
to appear...

Important high energy physics questions?

Important high energy physics questions?

Q: What sucks in the Standard Model??

A: The Higgs

-James Wells

Standard Model Higgs

Responsible for W, Z mass and (charged) fermion masses

Associated hierarchies:

Gauge hierarchy

$$m_W \ll M_{pl}$$

Yukawa hierarchy

$$y_e \ll y_t$$

Yukawa hierarchy

Technically natural but would still like an explanation

Symmetries (Froggatt Nielsen Models)

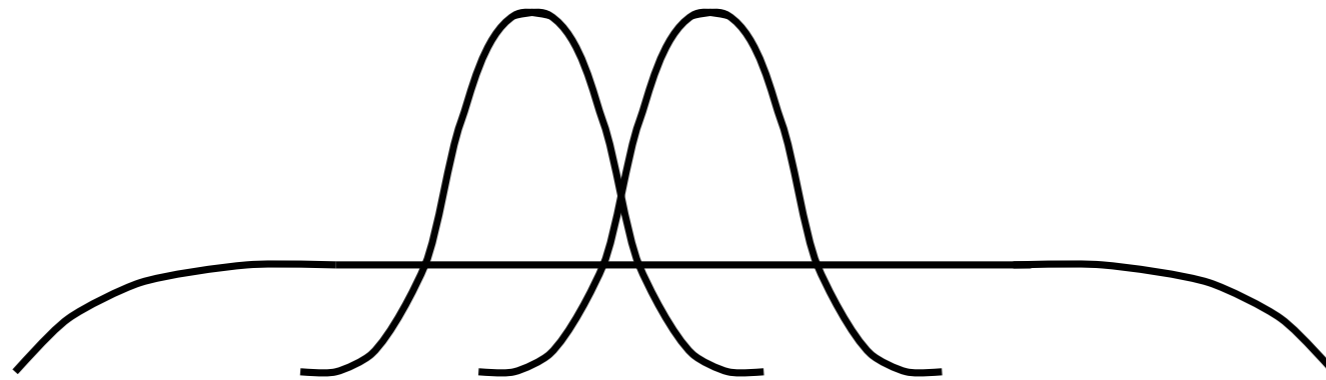
$$Y_{ij} \left(\frac{\phi}{M} \right)^{q_i + q_j + q_H} H \bar{\psi}_i \psi_j$$

$$Y_{ij}^{SM} = Y_{ij} \epsilon^{q_i + q_j + q_H} \quad \epsilon = \frac{\langle \phi \rangle}{M}$$

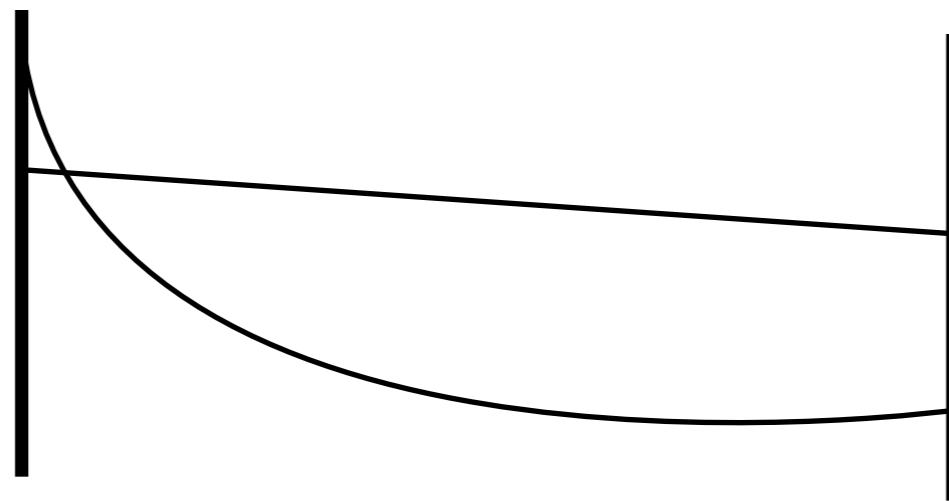
Charge the SM fermions differently

Geography (Extra dimensional models)

Arkani-hamed, Schmaltz



$$Y_{ij}^{SM} = \int dx_5 \psi_i(x_5) \psi_j(x_5) h(x_5)$$



Place the SM fermions in different places

- The SM is coupled to a strongly coupled CFT
- SM fields get large anomalous dimensions
- Enters approximate fixed point at scale μ and leaves at scale μ_0

$$Y_{ij}^{SM}(\mu) = Y_{ij}(\mu_0) \left(\frac{\mu}{\mu_0} \right)^{\frac{1}{2}(\gamma_i + \gamma_j + \gamma_H)}$$

SM fermions have different couplings

- Many clever mechanisms exist but must treat SM fermions separately.
- Convert small differences to large differences
- Example where SM fermions all charged the same way but get differences in Yukawas?

Quantum mechanics

Masses are generated through quantum effects

Electron mass from muon mass?

Georgi and Glashow, '73

Work in the '80's, mainly one and two loop mass generation

Babu and Ma, '89

Quantum mechanics

Masses are generated through quantum effects

Electron mass from muon mass?

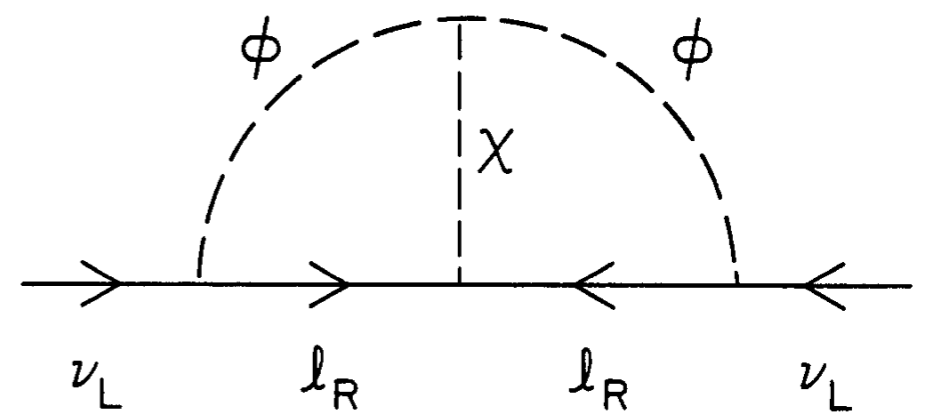
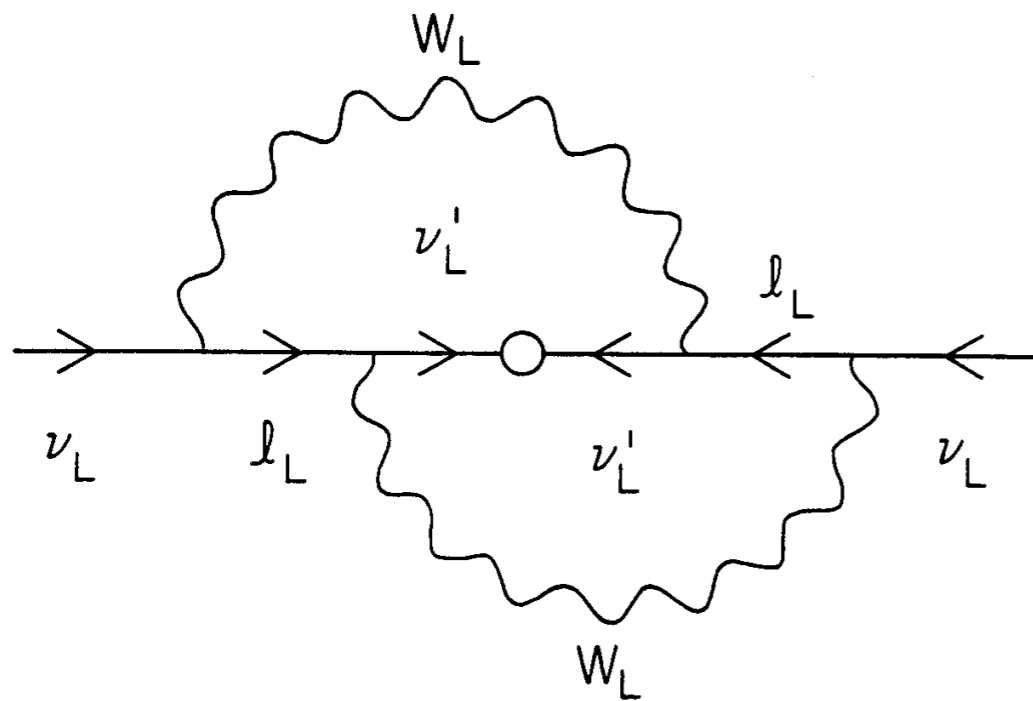
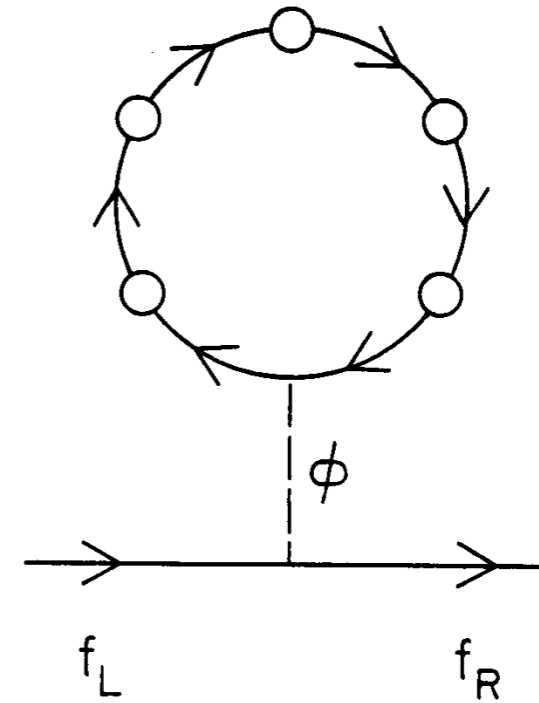
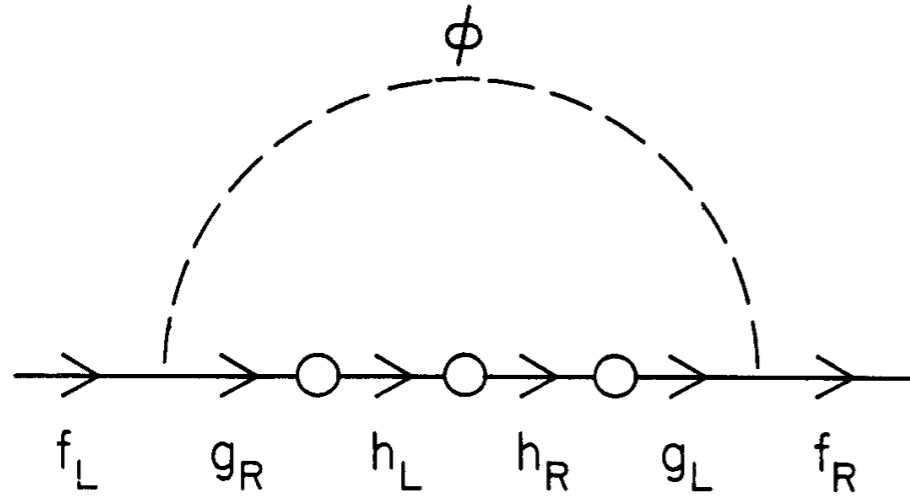
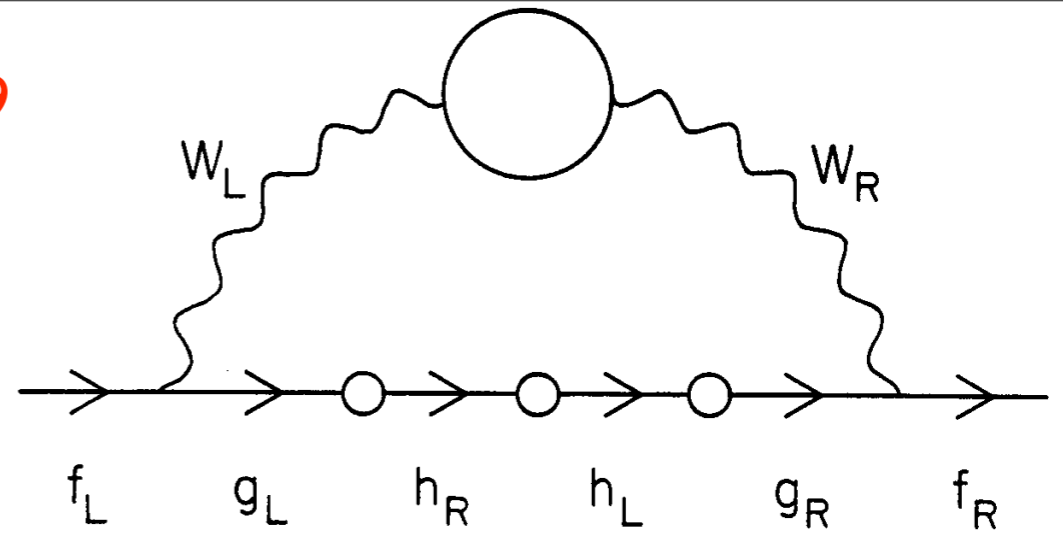
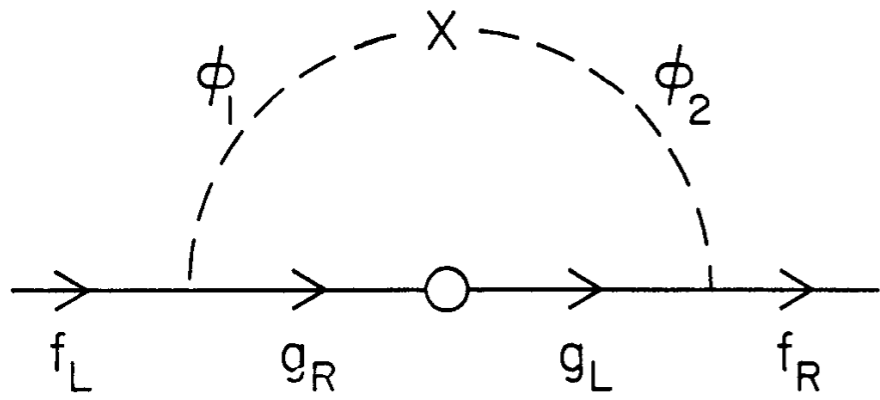
Georgi and Glashow, '73

Work in the '80's, mainly one and two loop mass generation

Babu and Ma, '89

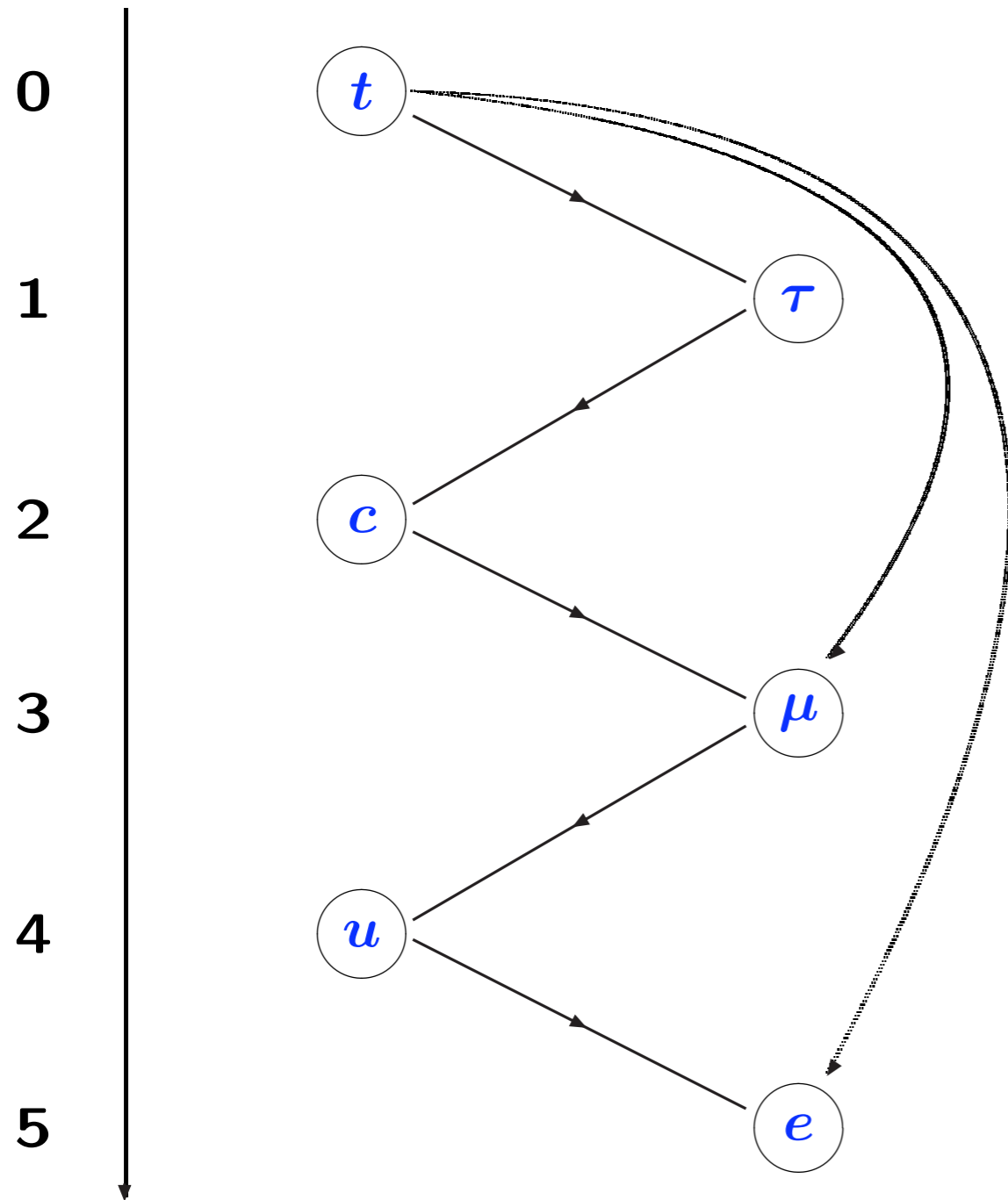
Naively all masses at approximately the same
loop order

Babu and Ma, '89

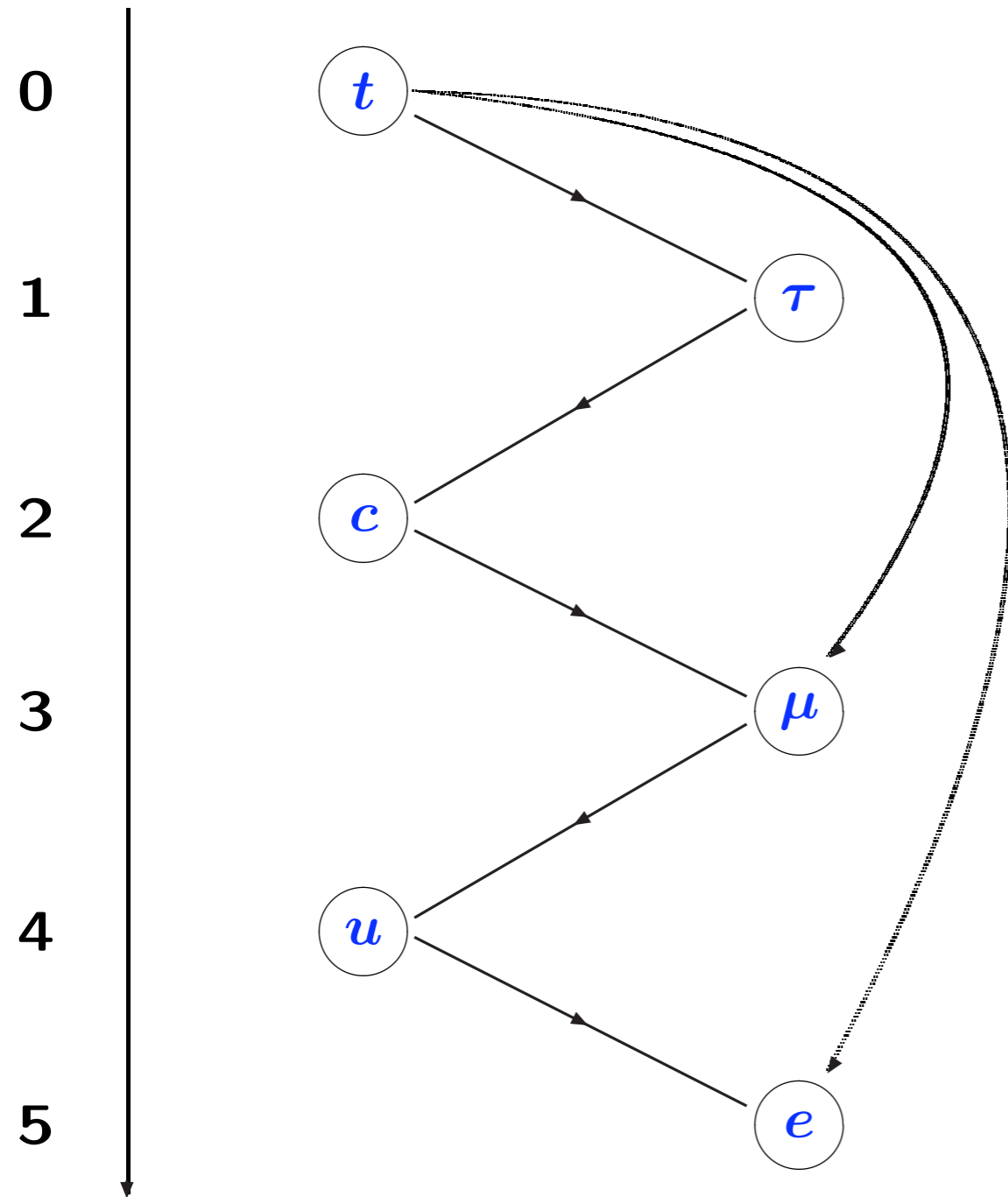


More ambitious attempt

PJF and Dobrescu



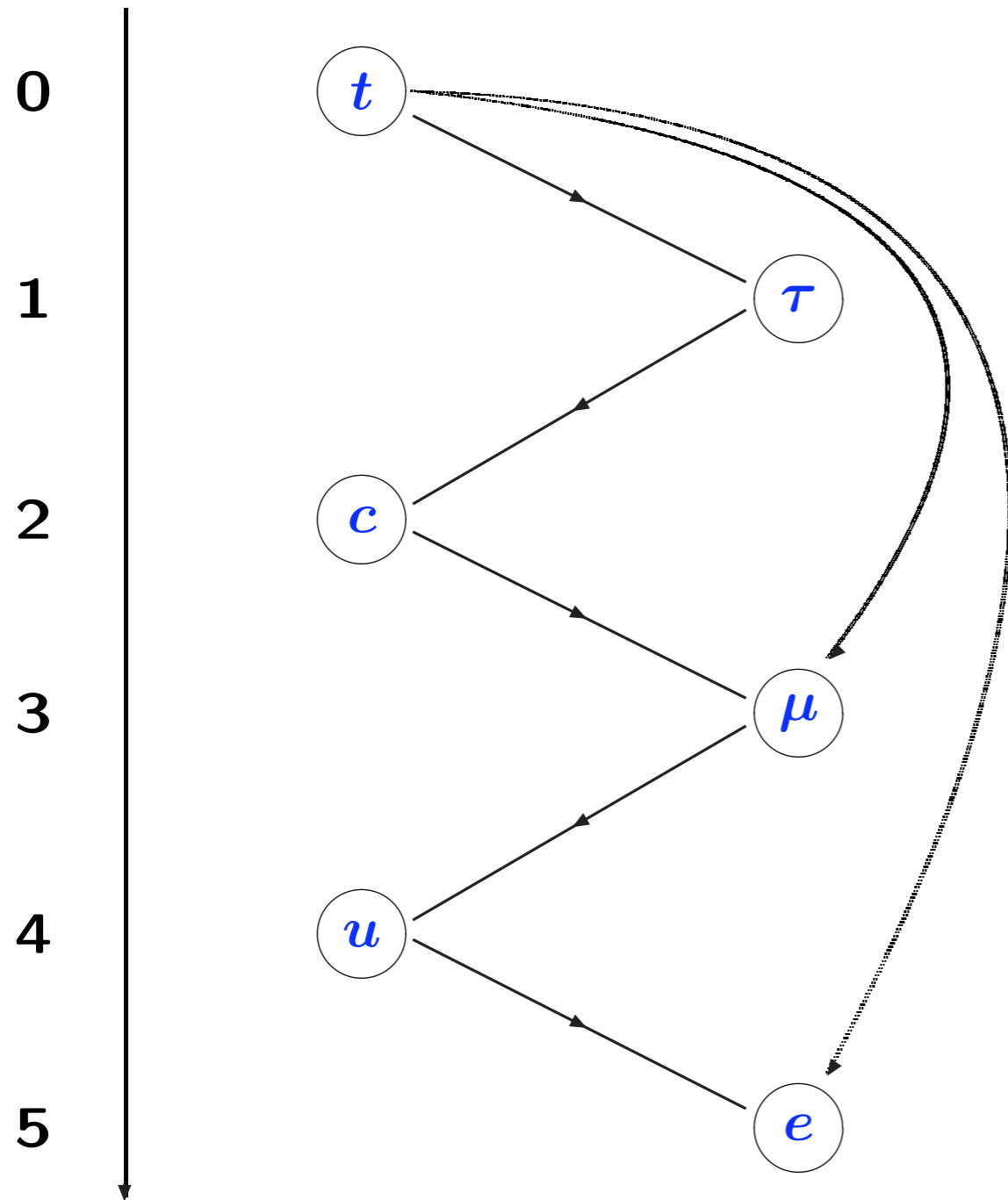
Loop-level where
mass is generated



Loop-level where
mass is generated

More likely to fail...?

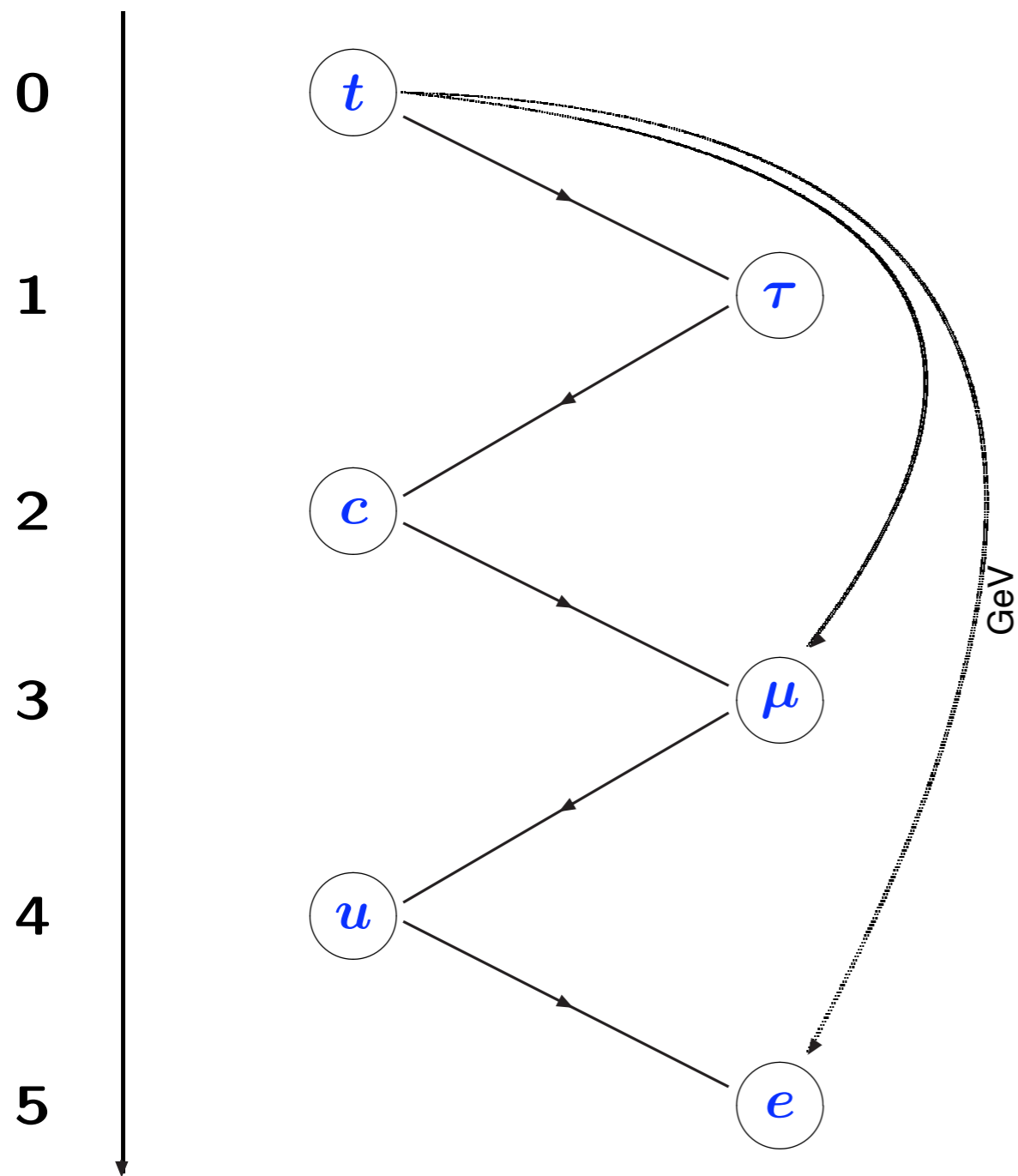
PJF and Dobrescu



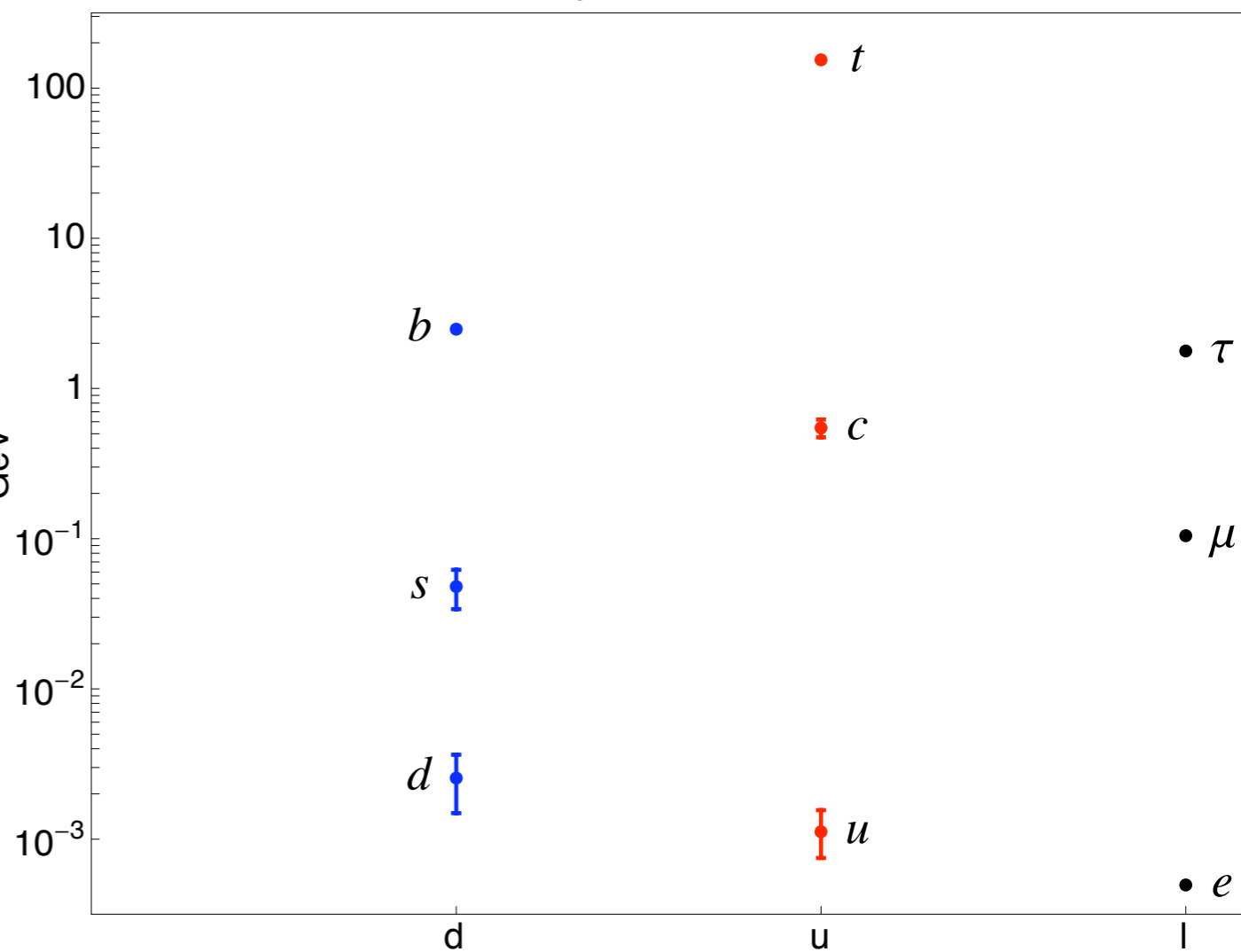
Loop-level where
mass is generated

More likely to fail...?

PJF and Dobrescu



Lepton and Quark masses at 1 TeV



Loop-level where mass is generated

Top is clearly special

So,

assume only the top has a tree level Yukawa

$$y_t H \bar{u}_R^3 Q_L^3$$

Top is clearly special

So,

assume only the top has a tree level Yukawa

$$y_t H \bar{u}_R^3 Q_L^3$$

Charge the top?

Top is clearly special

So,

assume only the top has a tree level Yukawa

$$y_t H \bar{u}_R^3 Q_L^3$$

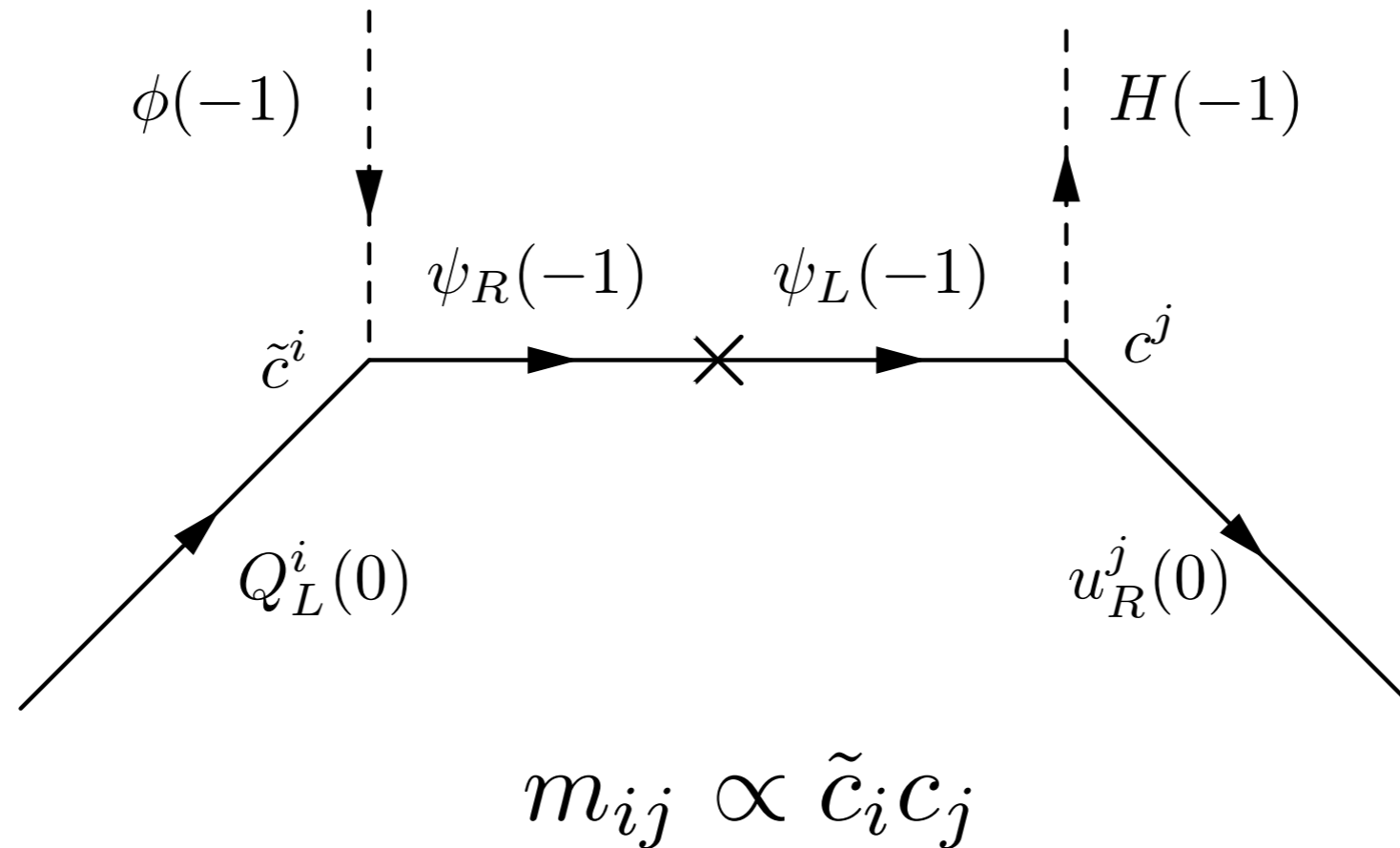
Charge the top?

Instead charge Higgs under an extra $U(1)$

$U(1)$ broken by the vev of a SM singlet ϕ of charge -1

Introduce a vector like pair of fermions with quantum numbers of left handed quarks, also charged under $U(1)$

Yukawas:



But lh top and rh top only appear *linearly* in couplings
Redefine couplings so only one lh and one rh couple
Call these the top

Mass matrix is rank 1

Only the top gets a tree level mass

Chiral symmetries

$$y_t \neq 0$$

$$U(3)_Q \times U(3)_u \times U(3)_d \rightarrow U(1)_t \times U(2)_Q \times U(2)_u \times U(3)_d$$

Need to break remaining chiral symmetries

Introduce a scalar leptoquark

$$\tilde{r} : (3, 2, +7/6)$$

Most general interactions

$$\lambda_{ij} \tilde{r} \bar{u}_R^i L_L^j + \lambda'_{ij} \tilde{r} \bar{Q}_L^i e_R^j + \text{H.c.}$$

Chiral symmetries

$$y_t \neq 0$$

$$U(3)_Q \times U(3)_u \times U(3)_d \rightarrow U(1)_t \times U(2)_Q \times U(2)_u \times U(3)_d$$

Need to break remaining chiral symmetries

Introduce a scalar leptoquark

$$\tilde{r} : (3, 2, +7/6)$$

(charge 0 under extra $U(1)$)

Most general interactions

$$\lambda_{ij} \tilde{r} \bar{u}_R^i L_L^j + \lambda'_{ij} \tilde{r} \bar{Q}_L^i e_R^j + \text{H.c.}$$

$$y_t \neq 0$$

$$U(3)_Q \times U(3)_u \times U(3)_d \rightarrow U(1)_t \times U(2)_Q \times U(2)_u \times U(3)_d$$

$$\lambda \neq 0$$

$$\lambda' \neq 0$$

$$\rightarrow U(1)_u \times U(3)_d$$

$$\lambda \neq 0$$

$$\lambda' \neq 0$$

$$U(3)_L \times U(3)_e \rightarrow U(1)_L$$

With this breaking of chiral symmetries up type quarks and charged leptons can get a mass at some loop order

$$y_t \neq 0$$

$$U(3)_Q \times U(3)_u \times U(3)_d \rightarrow U(1)_t \times U(2)_Q \times U(2)_u \times U(3)_d$$

$$\lambda \neq 0$$

$$\lambda' \neq 0$$

$$\rightarrow U(1)_u \times U(3)_d$$

$$\lambda \neq 0$$

$$\lambda' \neq 0$$

$$U(3)_L \times U(3)_e \rightarrow U(1)_L$$

With this breaking of chiral symmetries up type quarks and charged leptons can get a mass at some loop order

But what loop order?

$$\lambda_{ij} \tilde{r} \bar{u}_R^i L_L^j + \lambda'_{ij} \tilde{r} \bar{Q}_L^i e_R^j + \text{H.c.}$$

Linear couplings

Redefine fields:

$$\begin{pmatrix} \lambda_{11} & \lambda_{12} & \lambda_{13} \\ \lambda_{21} & \lambda_{22} & \lambda_{23} \\ \lambda_{31} & \lambda_{32} & \lambda_{33} \end{pmatrix}$$

$$\lambda_{ij} \tilde{r} \bar{u}_R^i L_L^j + \lambda'_{ij} \tilde{r} \bar{Q}_L^i e_R^j + \text{H.c.}$$

Linear couplings

Redefine fields:

$$\lambda_{ij} \tilde{r} \bar{u}_R^i L_L^j + \lambda'_{ij} \tilde{r} \bar{Q}_L^i e_R^j + \text{H.c.}$$

Linear couplings

Redefine fields:

- Define L_3 so it only couples only to u_3

$$\begin{pmatrix} \lambda_{11} & \lambda_{12} & \lambda_{13} \\ \lambda_{21} & \lambda_{22} & \lambda_{23} \\ 0 & 0 & \lambda_{33} \end{pmatrix}$$

$$\lambda_{ij} \tilde{r} \bar{u}_R^i L_L^j + \lambda'_{ij} \tilde{r} \bar{Q}_L^i e_R^j + \text{H.c.}$$

Linear couplings

Redefine fields:

- Define L_3 so it only couples only to u_3
- u_2 couples only to L_2 and L_3

$$\begin{pmatrix} \lambda_{11} & \lambda_{12} & \lambda_{13} \\ 0 & \lambda_{22} & \lambda_{23} \\ 0 & 0 & \lambda_{33} \end{pmatrix}$$

$$\lambda_{ij} \tilde{r} \bar{u}_R^i L_L^j + \lambda'_{ij} \tilde{r} \bar{Q}_L^i e_R^j + \text{H.c.}$$

Linear couplings

Redefine fields:

- Define L_3 so it only couples only to u_3
- u_2 couples only to L_2 and L_3
- Rotation of u_1 and u_2

$$\begin{pmatrix} \lambda_{11} & \lambda_{12} & 0 \\ 0 & \lambda_{22} & \lambda_{23} \\ 0 & 0 & \lambda_{33} \end{pmatrix}$$

$$\lambda_{ij} \tilde{r} \bar{u}_R^i L_L^j + \lambda'_{ij} \tilde{r} \bar{Q}_L^i e_R^j + \text{H.c.}$$

Linear couplings

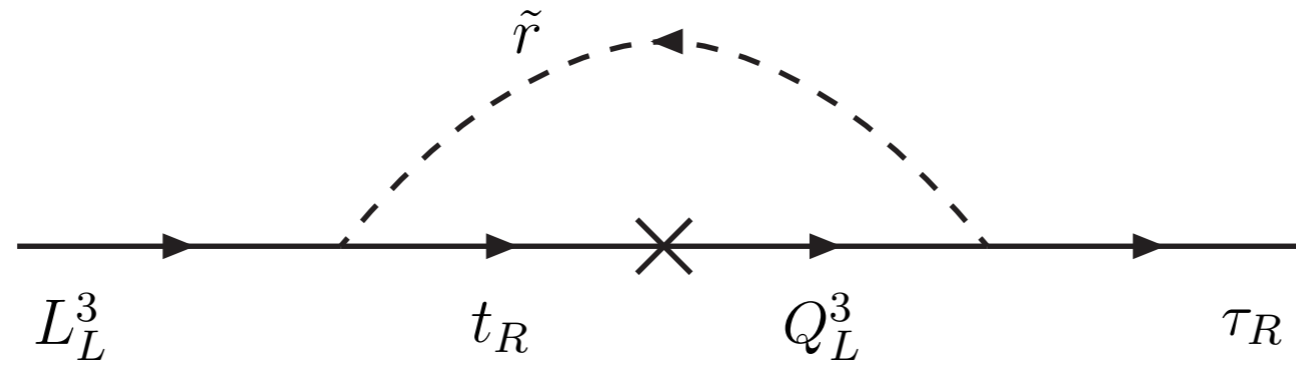
Redefine fields:

- Define L_3 so it only couples only to u_3
- u_2 couples only to L_2 and L_3
- Rotation of u_1 and u_2

$$\begin{pmatrix} \lambda_{11} & \lambda_{12} & 0 \\ 0 & \lambda_{22} & \lambda_{23} \\ 0 & 0 & \lambda_{33} \end{pmatrix}$$

$\lambda_{ij}, \lambda'_{ij}$
can be made real
and positive

One loop tau mass

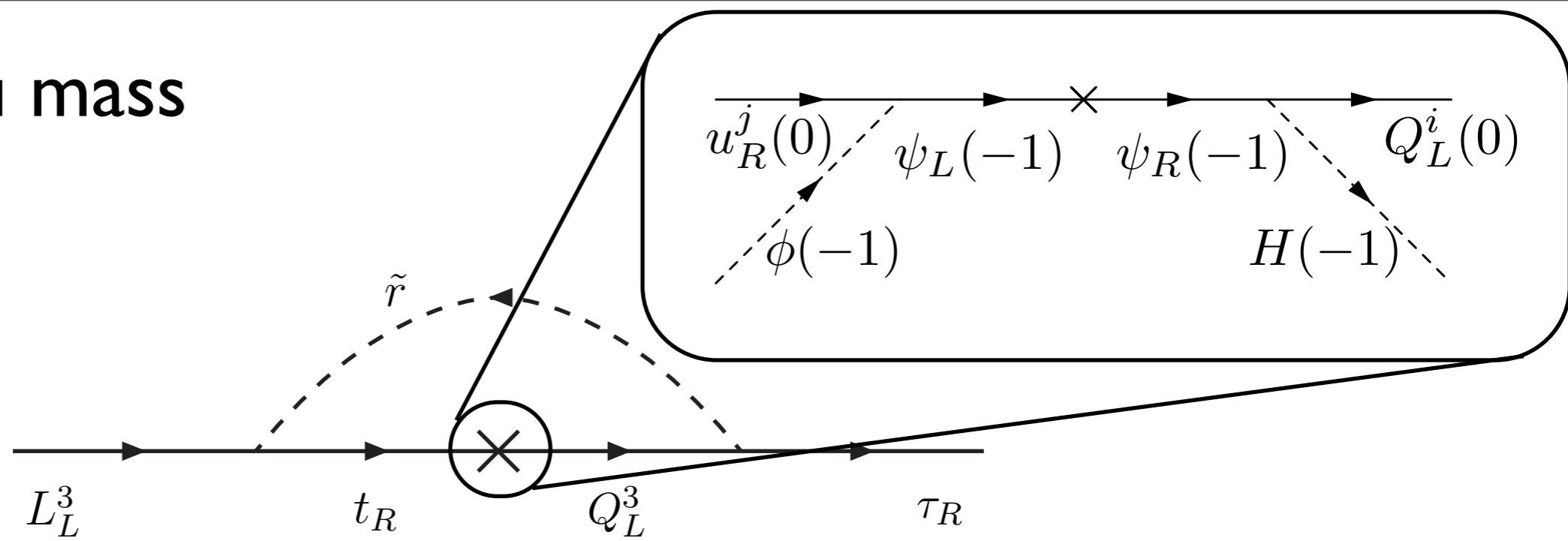


$$m_\tau \simeq \lambda_{33} \lambda'_{33} m_t \underbrace{\frac{N_c}{16\pi^2} \ln \left(\frac{\Lambda^2}{M_{\tilde{r}}^2} \right)}_{\approx 0.09 \text{ for } \Lambda \approx 10 M_{\tilde{r}}}$$

$$\approx 0.09 \text{ for } \Lambda \approx 10 M_{\tilde{r}}$$

$$\lambda_{33} \lambda'_{33} \approx (0.36)^2 \text{ for correct } m_\tau / m_t \text{ ratio}$$

One loop tau mass

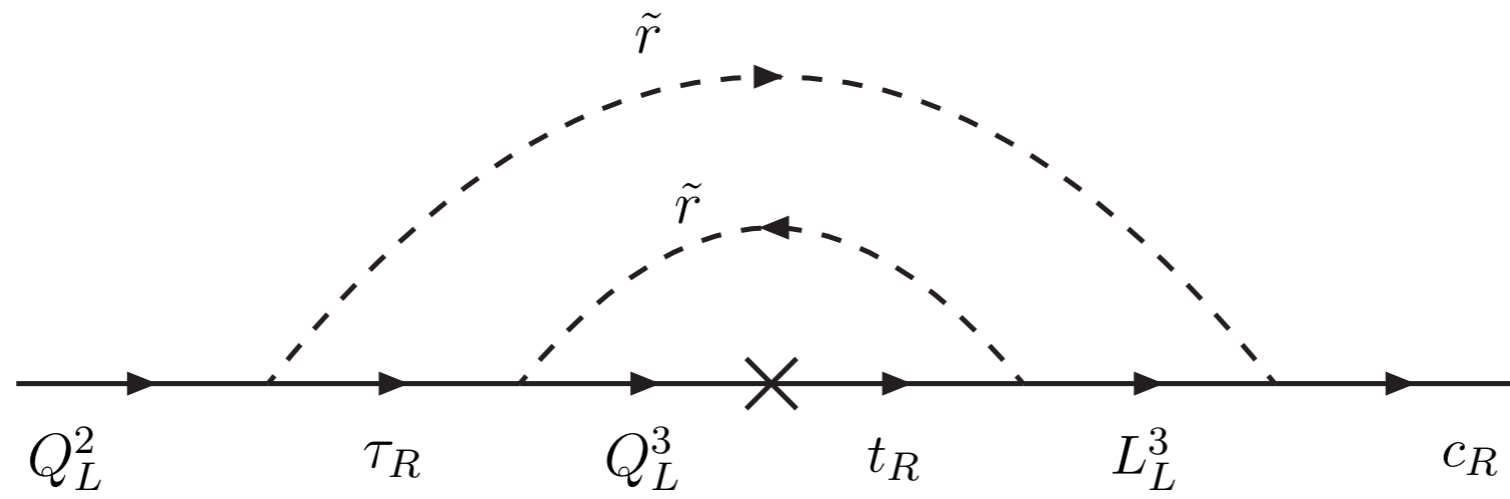


$$m_\tau \simeq \lambda_{33} \lambda'_{33} m_t \underbrace{\frac{N_c}{16\pi^2} \ln \left(\frac{\Lambda^2}{M_{\tilde{r}}^2} \right)}_{\approx 0.09 \text{ for } \Lambda \approx 10 M_{\tilde{r}}}$$

$$\approx 0.09 \text{ for } \Lambda \approx 10 M_{\tilde{r}}$$

$$\lambda_{33} \lambda'_{33} \approx (0.36)^2 \text{ for correct } m_\tau / m_t \text{ ratio}$$

Two loop charm mass - a “rainbow” diagram

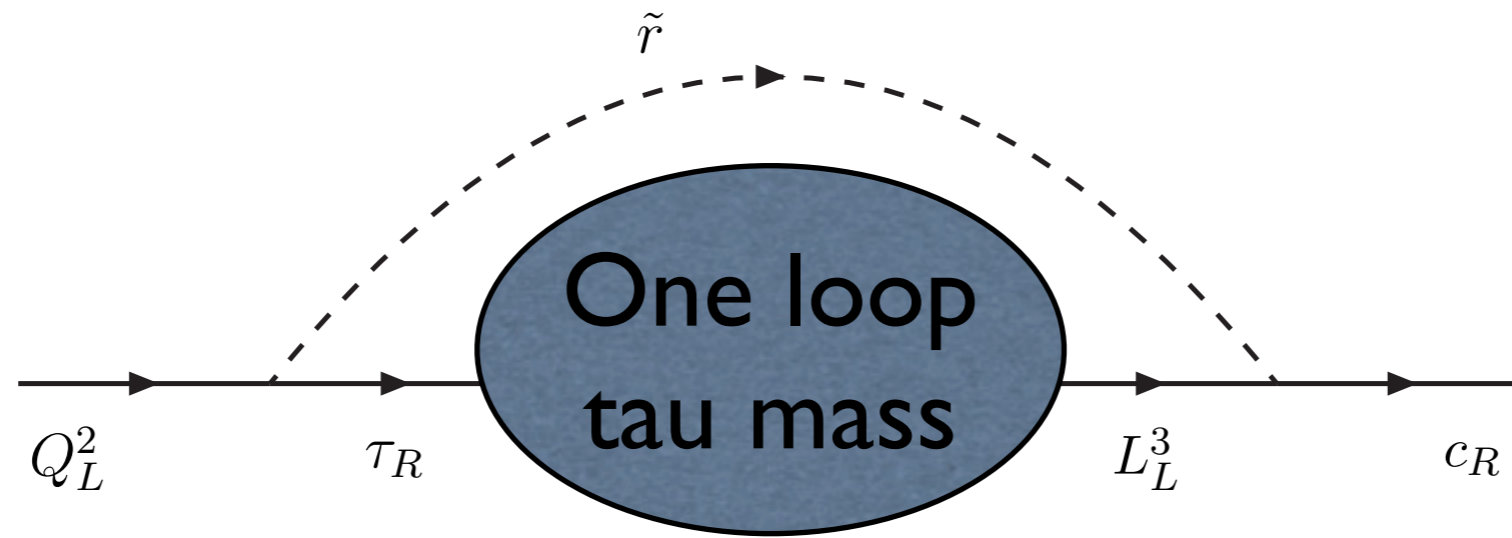


$$M_u[\tilde{r}\tilde{r}] = \begin{pmatrix} 0 & 0 & 0 \\ 0 & \lambda'_{23}\lambda_{23} & \lambda'_{33}\lambda_{23} \\ 0 & \lambda'_{23}\lambda_{33} & \lambda'_{33}\lambda_{33} \end{pmatrix} \lambda'_{33}\lambda_{33} m_t \epsilon_{\tilde{r}}^{(2)}$$

$$m_c = \lambda'_{23}\lambda_{23} m_\tau \frac{1}{16\pi^2} \log \frac{\Lambda^2}{M_{\tilde{r}}^2}$$

$\lambda_{23}\lambda'_{23} \approx (3.3)^2$ for correct m_c/m_τ ratio

Two loop charm mass - a “rainbow” diagram

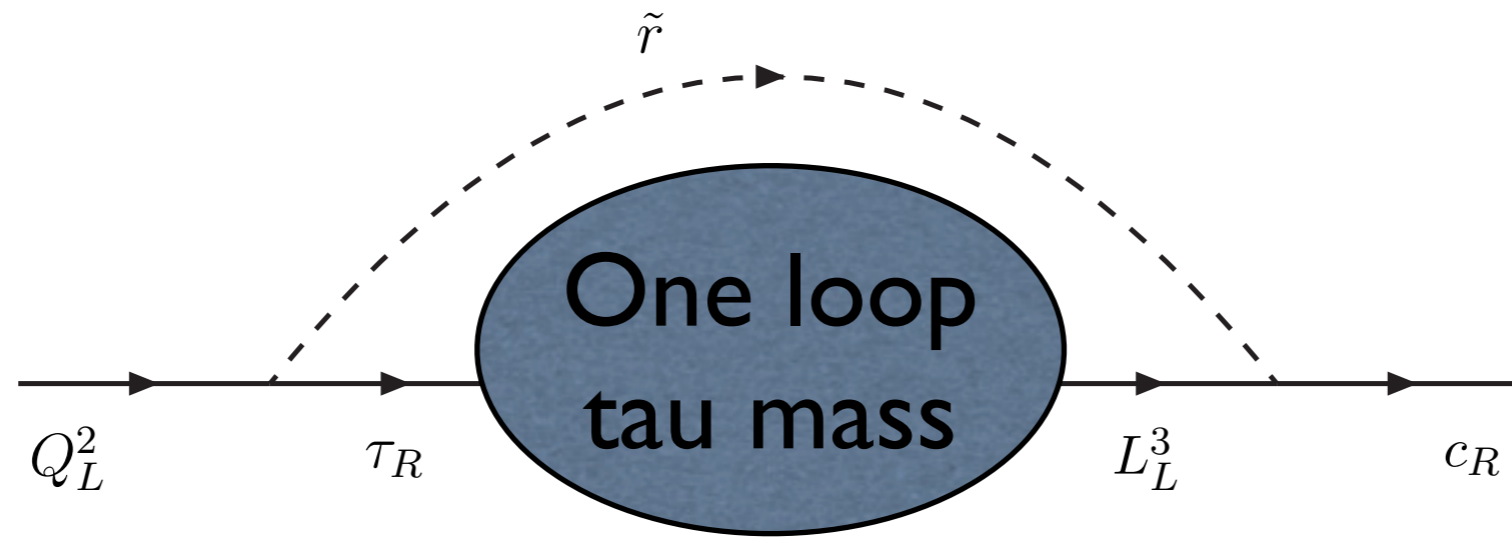


$$M_u[\tilde{r}\tilde{r}] = \begin{pmatrix} 0 & 0 & 0 \\ 0 & \lambda'_{23}\lambda_{23} & \lambda'_{33}\lambda_{23} \\ 0 & \lambda'_{23}\lambda_{33} & \lambda'_{33}\lambda_{33} \end{pmatrix} \lambda'_{33}\lambda_{33} m_t \epsilon_{\tilde{r}}^{(2)}$$

$$m_c = \lambda'_{23}\lambda_{23} m_\tau \frac{1}{16\pi^2} \log \frac{\Lambda^2}{M_{\tilde{r}}^2}$$

$\lambda_{23}\lambda'_{23} \approx (3.3)^2$ for correct m_c/m_τ ratio

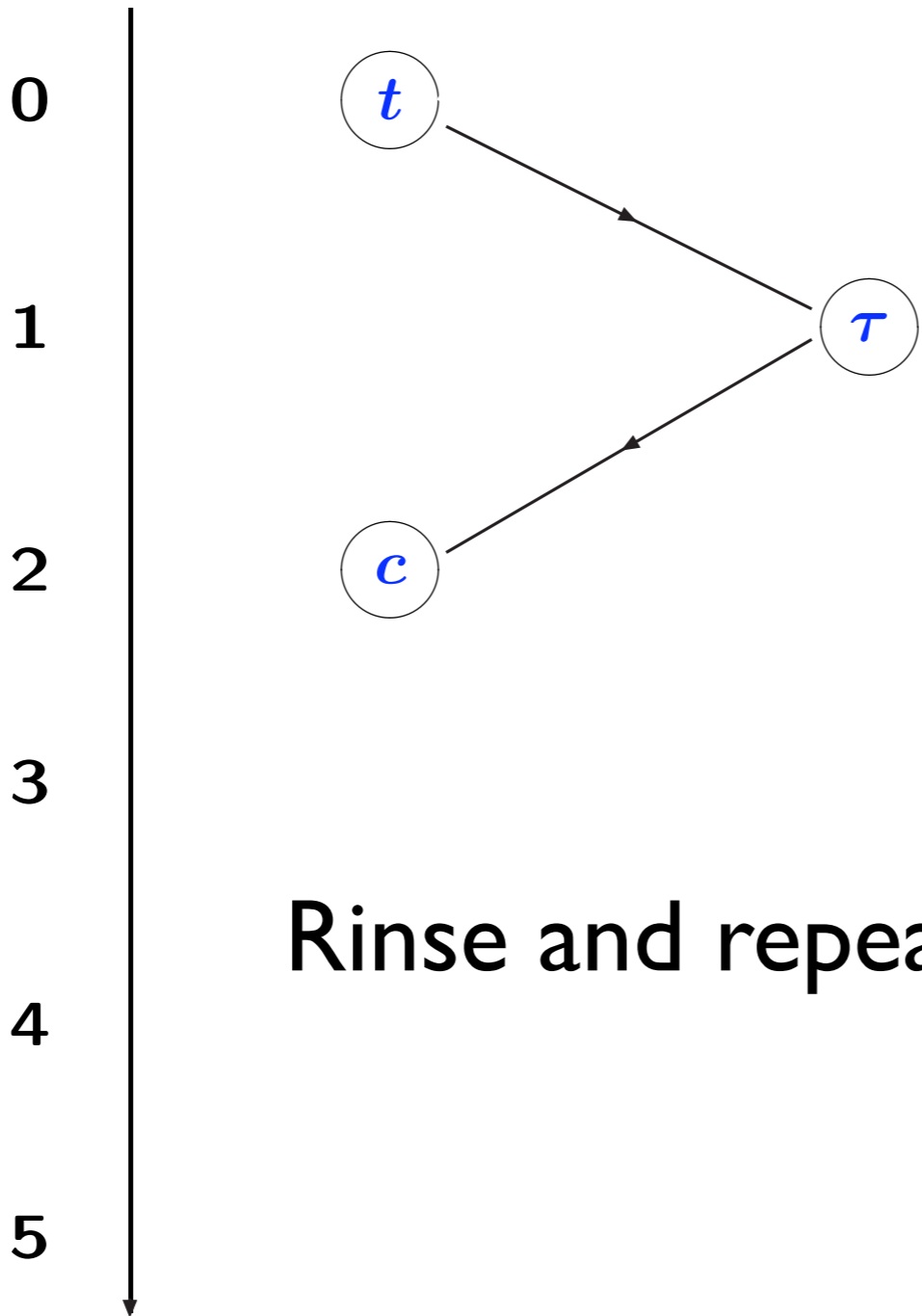
Two loop charm mass - a “rainbow” diagram



$$M_u[\tilde{r}\tilde{r}] = \begin{pmatrix} 0 & 0 & 0 \\ 0 & \lambda'_{23}\lambda_{23} & \lambda'_{33}\lambda_{23} \\ 0 & \lambda'_{23}\lambda_{33} & \lambda'_{33}\lambda_{33} \end{pmatrix} \lambda'_{33}\lambda_{33} m_t \epsilon_{\tilde{r}}^{(2)}$$

$$m_c = \lambda'_{23}\lambda_{23} m_\tau \frac{1}{16\pi^2} \log \frac{\Lambda^2}{M_{\tilde{r}}^2}$$

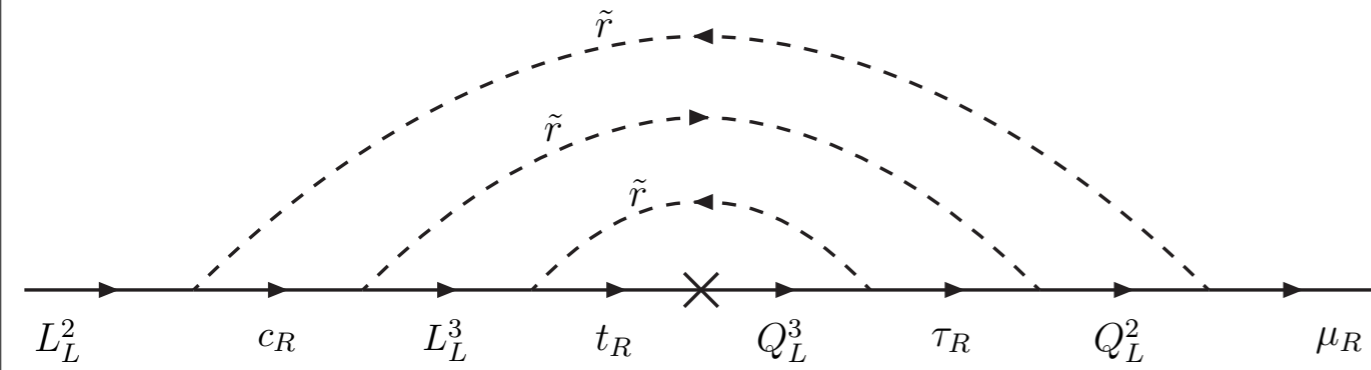
$$\lambda_{23}\lambda'_{23} \approx (3.3)^2 \text{ for correct } m_c/m_\tau \text{ ratio}$$



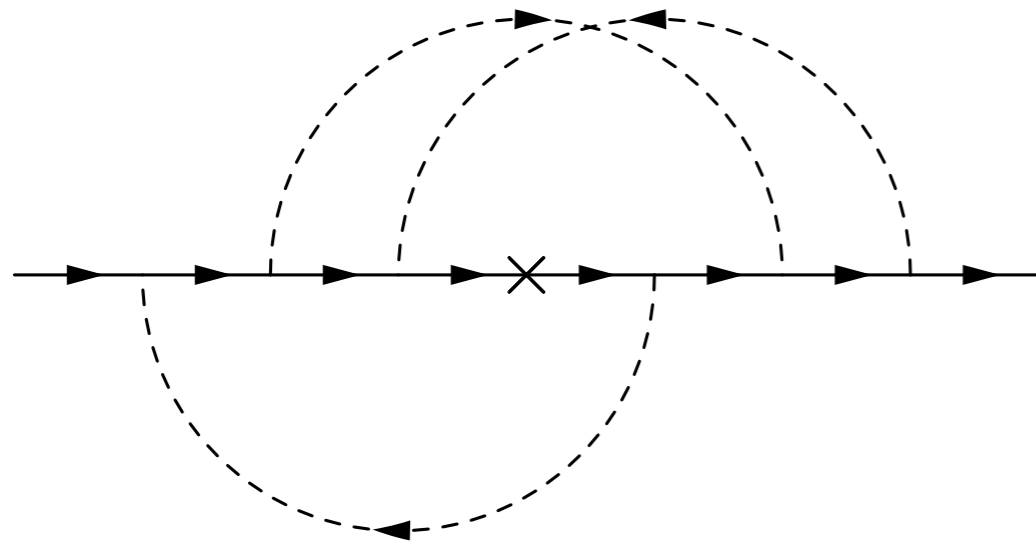
Rinse and repeat?

Loop-level where
mass is generated

Three loop muon mass

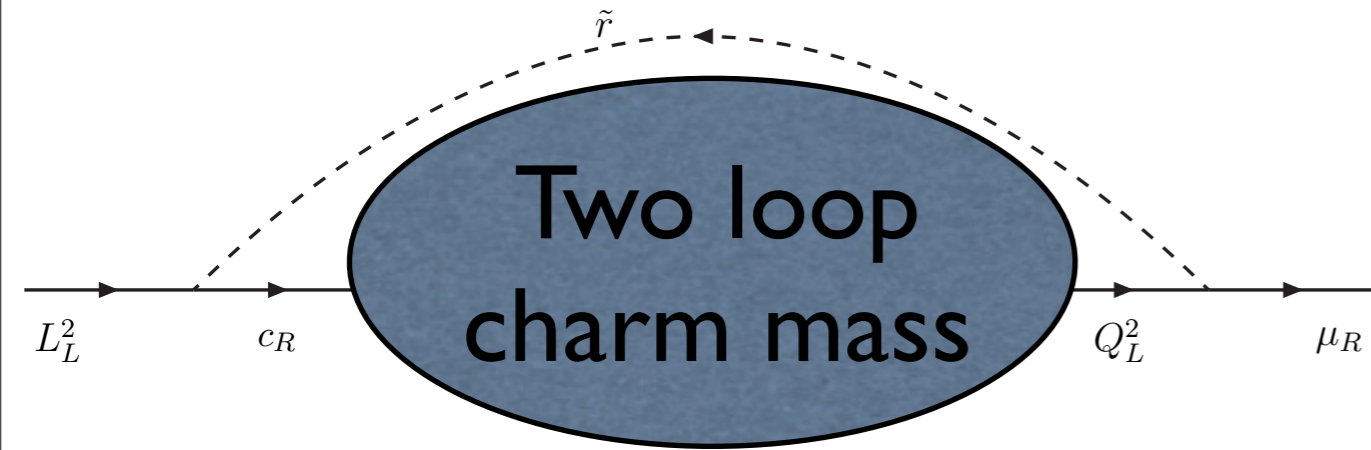


Rainbow $\sim N_C^2$

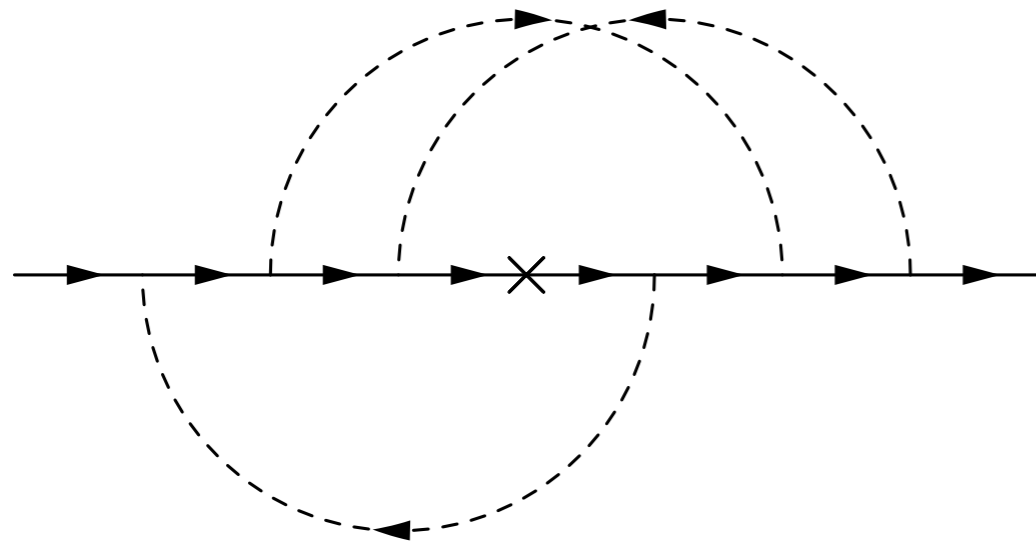


The diagram with no name $\sim N_C$

Three loop muon mass

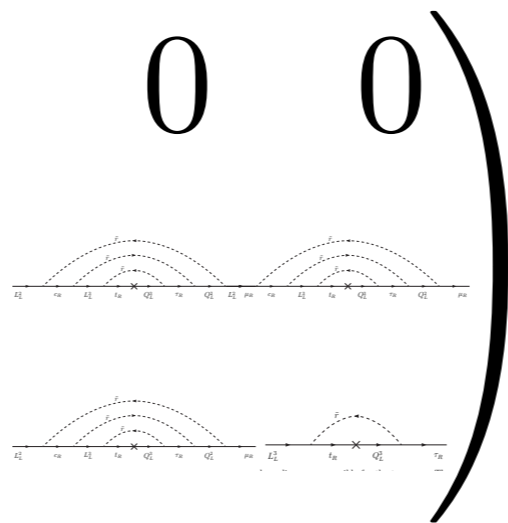


Rainbow $\sim N_C^2$



The diagram with no name $\sim N_C$

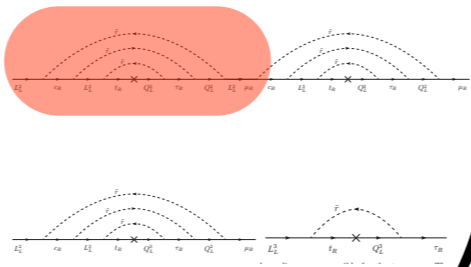
Three loop muon mass

$$\begin{pmatrix} 0 & 0 & 0 \\ 0 & \text{diagram} & 0 \\ 0 & \text{diagram} & 0 \end{pmatrix}$$


$$m_\mu \approx \lambda'_{22} \lambda_{22} m_c (1 + x) \frac{N_c}{16\pi^2} \log \frac{\Lambda^2}{M_{\tilde{r}}^2}$$

$$\lambda_{22} \lambda'_{22} (1 + x) \approx (1.5)^2 \text{ for correct } m_\mu / m_c \text{ ratio}$$

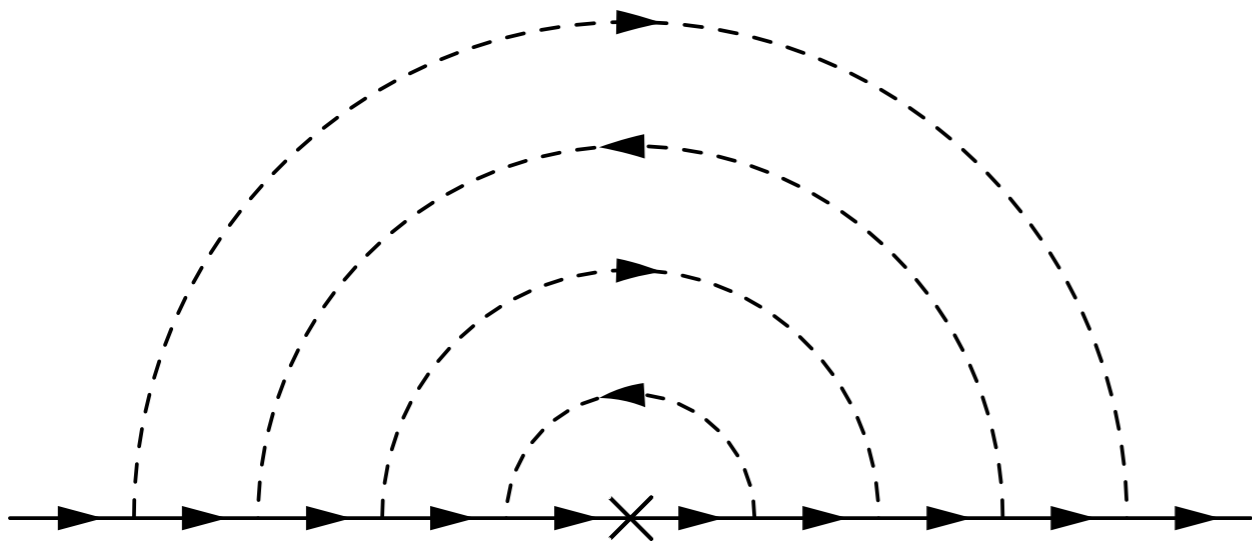
Three loop muon mass

$$\begin{pmatrix} 0 & 0 & 0 \\ 0 & \text{diagram} & 0 \\ 0 & \text{diagram} & 0 \end{pmatrix}$$
The image shows a 3x3 matrix representing the muon mass matrix. The diagonal elements are zero. The off-diagonal elements are represented by Feynman diagrams. The top-right and bottom-left elements are zero. The middle-left and middle-right elements are non-zero and are highlighted with a red oval. Each of these non-zero elements contains a diagram with two loops. The top-right diagram shows a muon line with a charm quark loop and a gluon loop. The bottom-left diagram shows a muon line with a charm quark loop and a gluon loop. The middle-left and middle-right diagrams show a muon line with a charm quark loop and a gluon loop, with a red oval highlighting the charm quark loop.

$$m_\mu \approx \lambda'_{22} \lambda_{22} m_c (1 + x) \frac{N_c}{16\pi^2} \log \frac{\Lambda^2}{M_{\tilde{r}}^2}$$

$$\lambda_{22} \lambda'_{22} (1 + x) \approx (1.5)^2 \text{ for correct } m_\mu / m_c \text{ ratio}$$

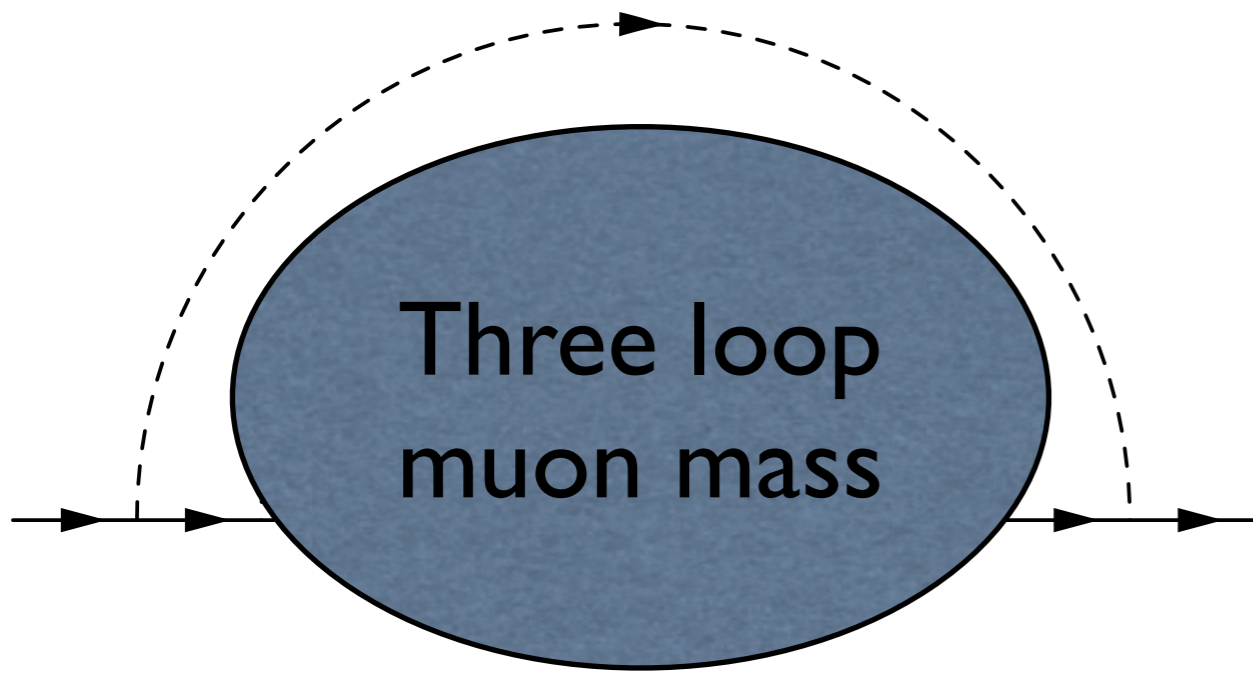
Four loop up quark mass



+4 other diagrams

Muon mass implies: $\# \lambda_{12} \lambda'_{12} \approx (0.6)^2$

Four loop up quark mass



+4 other diagrams

Muon mass implies: $\# \lambda_{12} \lambda'_{12} \approx (0.6)^2$

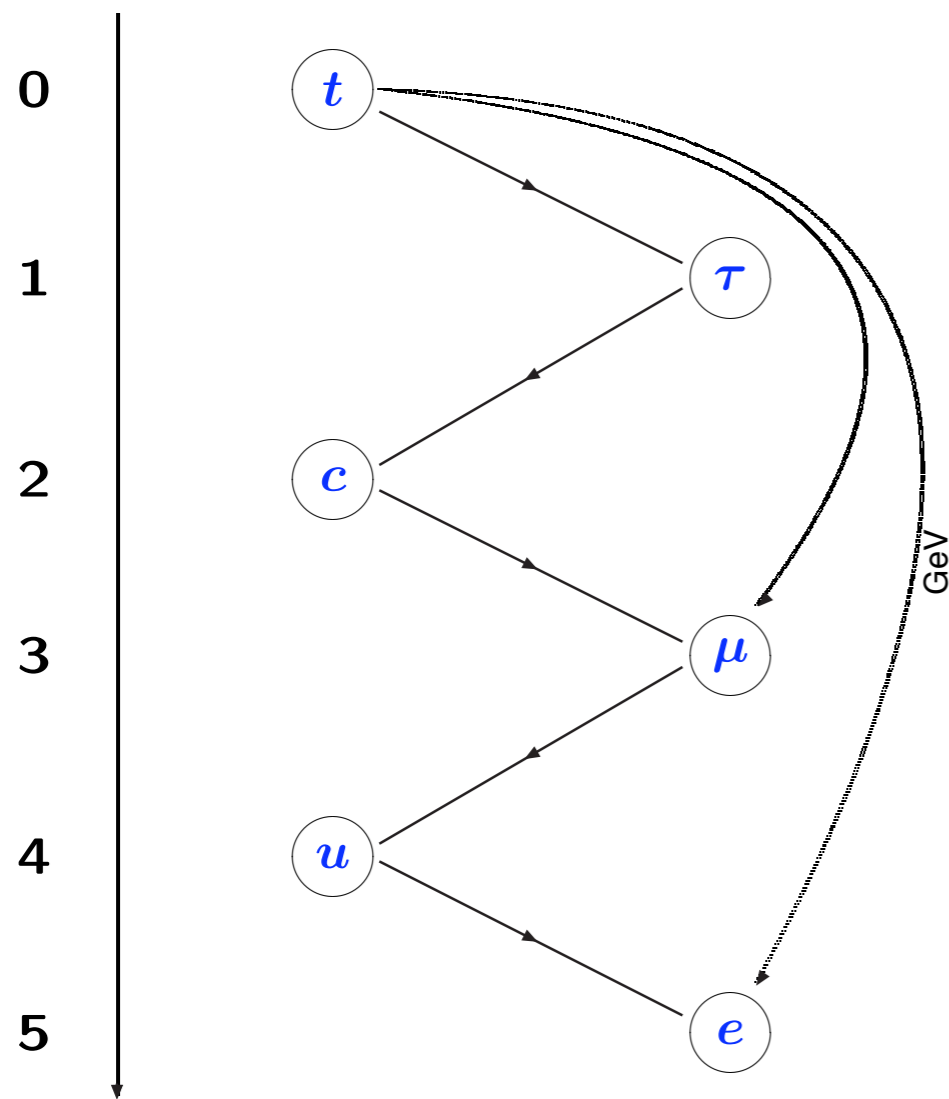
Five loop electron mass

If only source of electron mass will determine $\lambda_{11} \lambda'_{11}$

Only input:

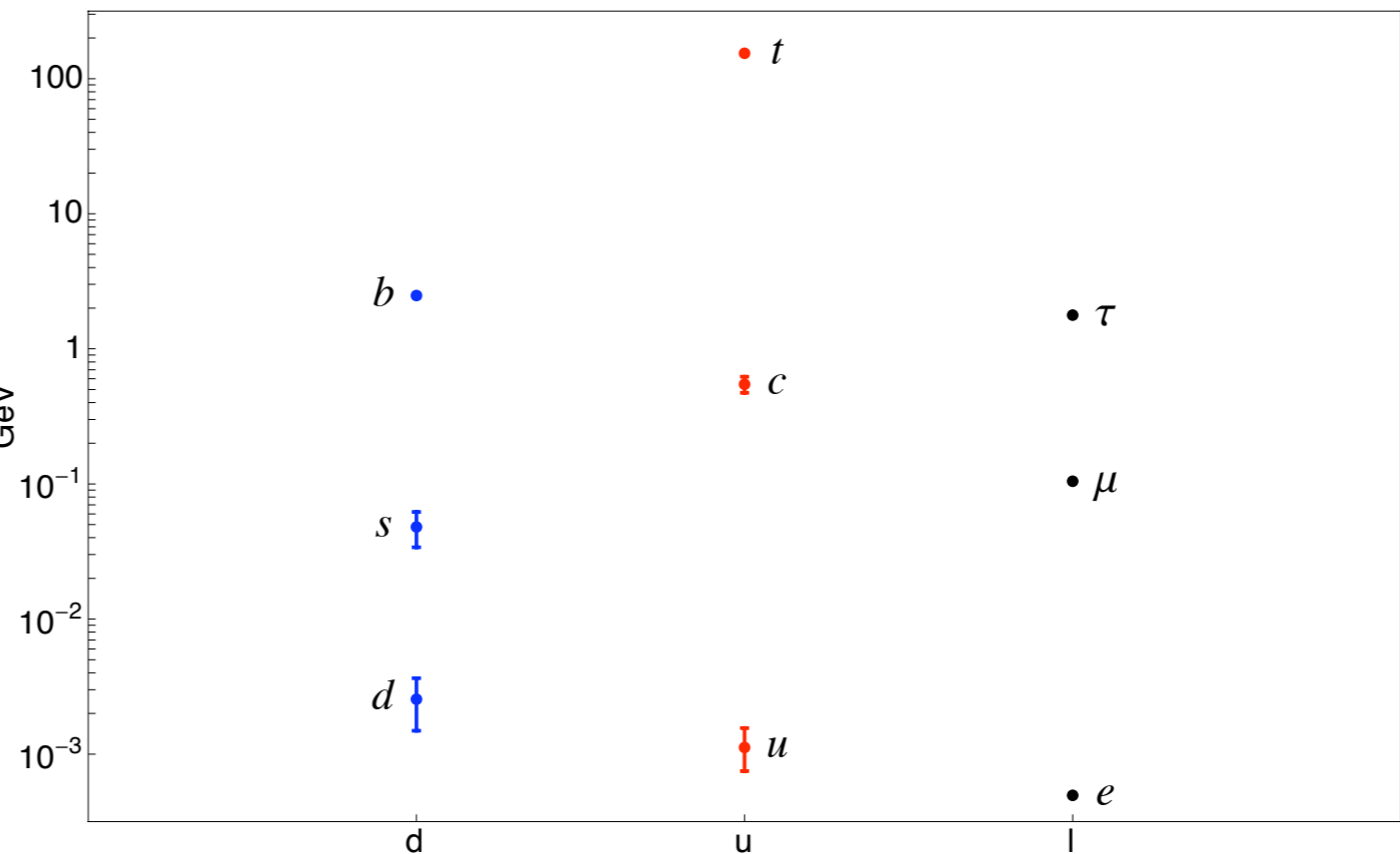
$$\tilde{r} : (3, 2, +7/6)$$

$$\lambda_{ij} \tilde{r} \bar{u}_R^i L_L^j + \lambda'_{ij} \tilde{r} \bar{Q}_L^i e_R^j + \text{H.c.}$$



Loop-level where mass is generated

Lepton and Quark masses at 1 TeV



Down quark masses

Need to break the remaining chiral symmetries

$$U(3)_d \times U(1)_u \times U(1)_L$$

Have choices diquarks, leptoquarks...

$$H_8 : (8, 2, -1/2)$$

$$\tilde{q} : (3, 2, 1/6)$$

$$\tilde{d}_6 : (\bar{6}, 1, -1/3)$$

$$\tilde{d} : (3, 1, -1/3)$$

New field content

	ϕ	ψ_L, ψ_R	H	r	r'	H_8	H'_8	Φ_3
$SU(3)$	1	3	1	3	3	8	8	$\bar{3}$
$SU(2)$	1	2	2	2	2	2	2	2
$U(1)_Y$	0	1/6	1/2	7/6	7/6	1/2	-1/2	-1/6
$U(1)'$	-1	-1	1	0	2	1	1	0



Up quarks and leptons



Down quarks

Most general couplings

$$\kappa_i \Phi_8 \bar{u}_R^i \Psi_L + \kappa' \Phi'_8 \bar{d}_R^3 \Psi_L$$

$$\eta_{ij} \Phi_3 \bar{d}_R^i L_L^j + \text{h.c.}$$

break the remaining chiral symmetries

$$U(3)_d \times U(1)_u \times U(1)_L \rightarrow U(1)_L \times U(1)_Q$$

Most general couplings

$$\kappa_i \Phi_8 \bar{u}_R^i \Psi_L + \kappa' \Phi'_8 \bar{d}_R^3 \Psi_L$$

Only couples to b

$$\eta_{ij} \Phi_3 \bar{d}_R^i L_L^j + \text{h.c.}$$

break the remaining chiral symmetries

$$U(3)_d \times U(1)_u \times U(1)_L \rightarrow U(1)_L \times U(1)_Q$$

Without altering up type and leptons have the freedom to rotate such that,

$$\eta = \begin{pmatrix} \eta_{11} & \eta_{12} & 0 \\ \eta_{21} & \eta_{22} & \eta_{23} \\ \eta_{31} & \eta_{32} & \eta_{33} \end{pmatrix}$$

$$\kappa = (\kappa_1, \kappa_2, \kappa_3)$$

Without altering up type and leptons have the freedom to rotate such that,

$$\eta = \begin{pmatrix} \eta_{11} & \eta_{12} & 0 \\ \eta_{21} & \eta_{22} & \eta_{23} \\ \eta_{31} & \eta_{32} & \eta_{33} \end{pmatrix}$$

Diagonal entries can be made real and positive

$$\kappa = (\kappa_1, \kappa_2, \kappa_3)$$

Without altering up type and leptons have the freedom to rotate such that,

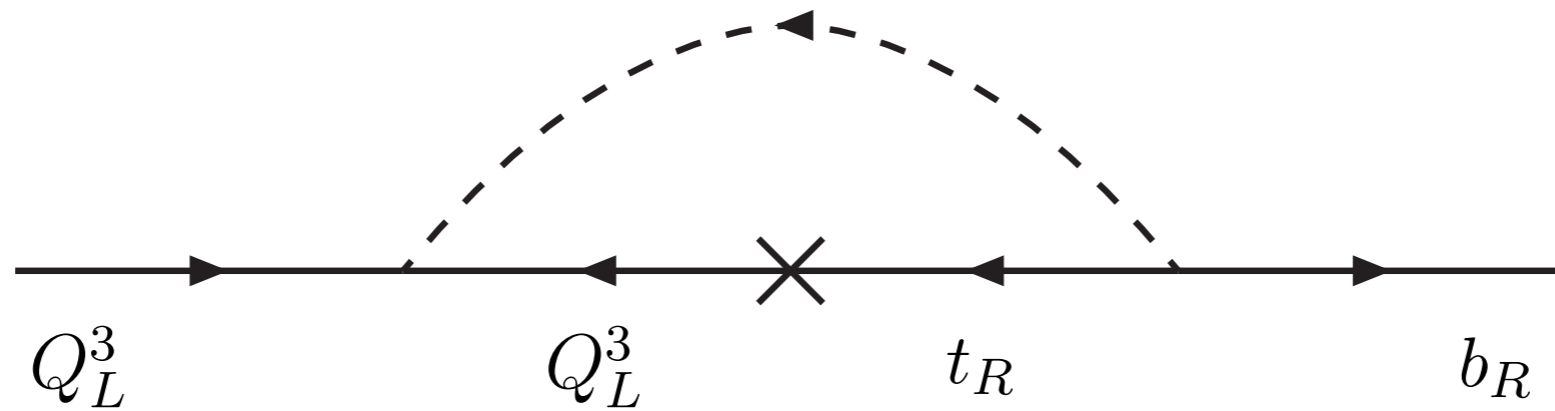
$$\eta = \begin{pmatrix} \eta_{11} & \eta_{12} & 0 \\ \eta_{21} & \eta_{22} & \eta_{23} \\ \eta_{31} & \eta_{32} & \eta_{33} \end{pmatrix}$$

Diagonal entries can be made real and positive

$$\kappa = (\kappa_1, \kappa_2, \kappa_3)$$

Entries can be made real and positive

One loop bottom mass

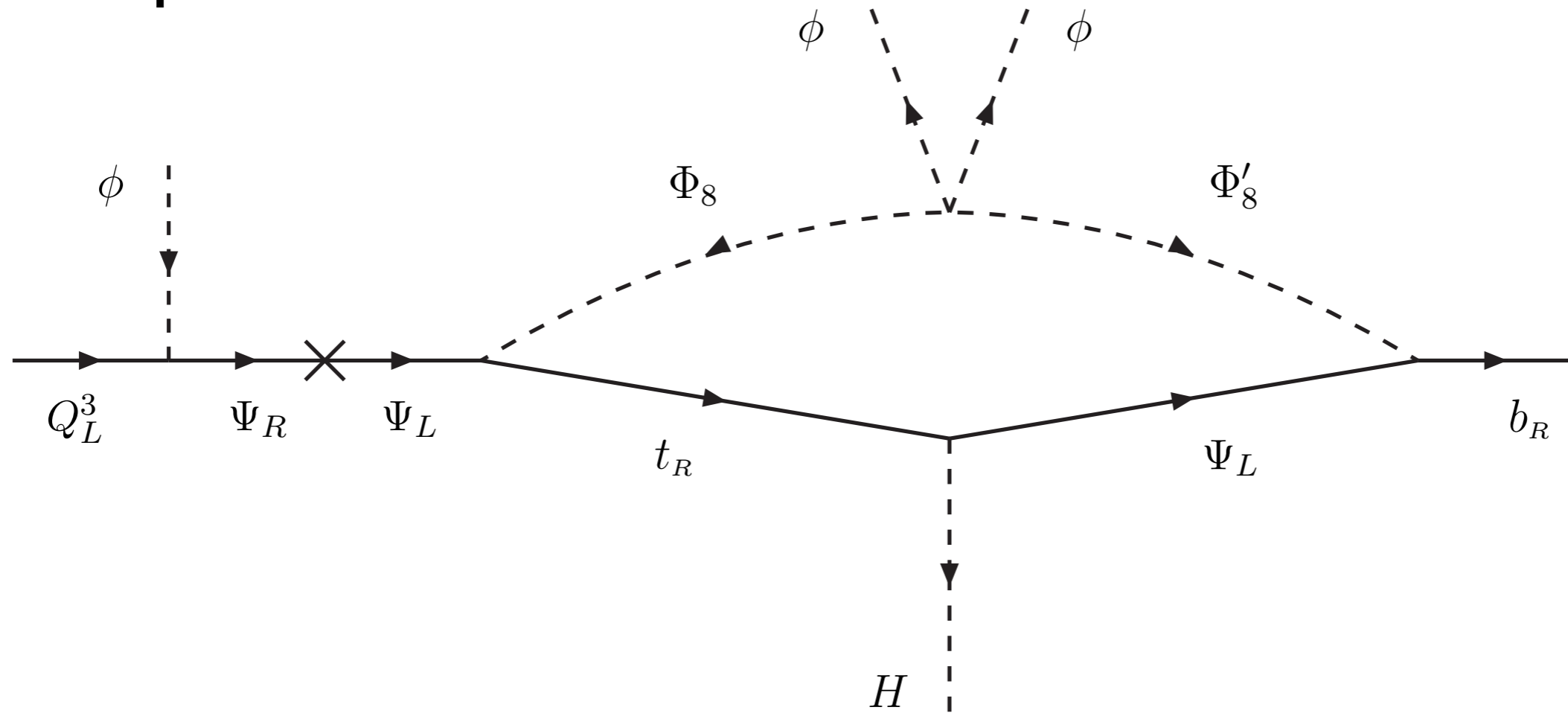


$$m_b \approx m_t \kappa' \frac{N_C}{16\pi^2} \left(\frac{\langle \phi \rangle}{M_8} \right)^2 \log \frac{\Lambda^2}{M_8^2}$$

One loop bottom mass

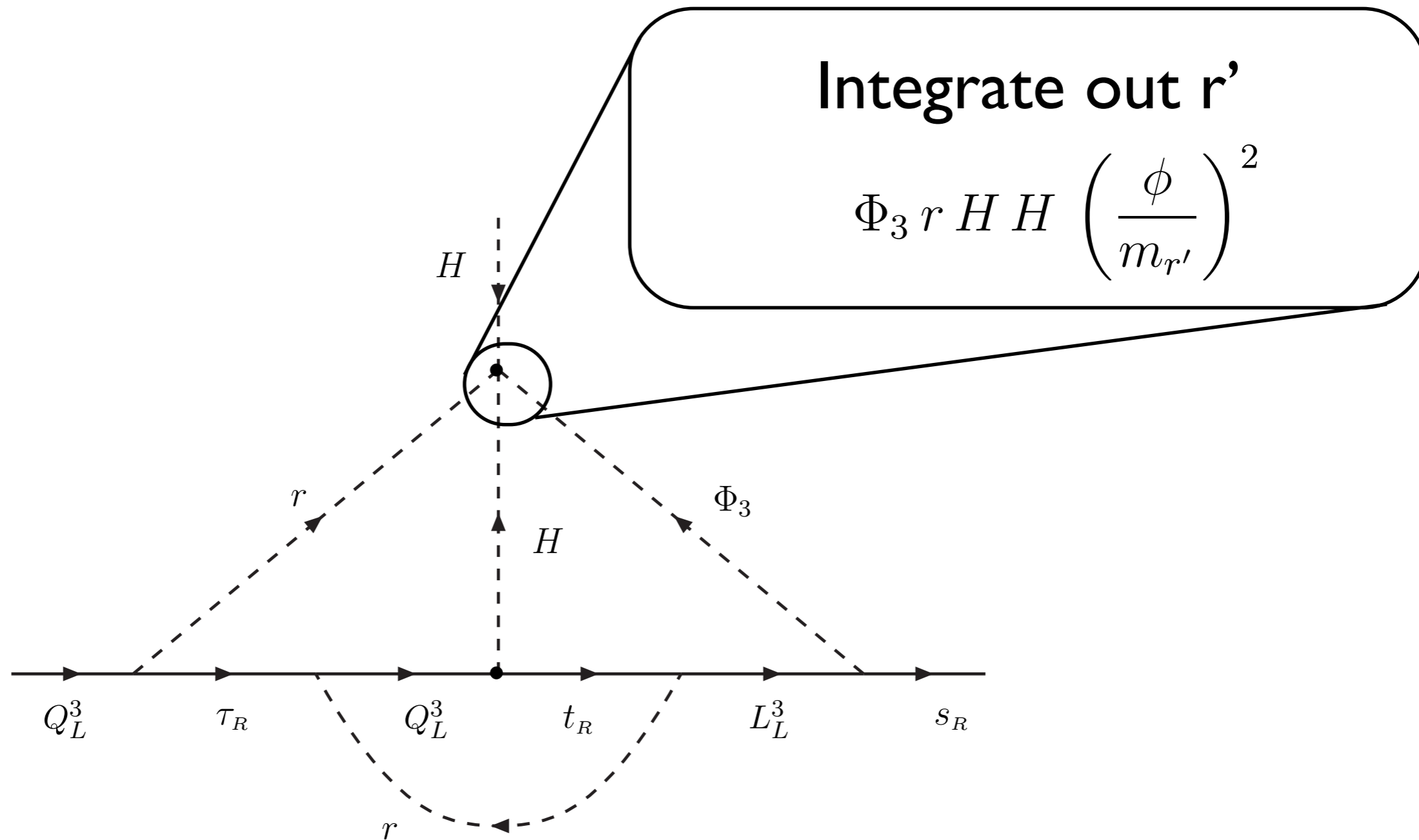
$$m_b \approx m_t \kappa' \frac{N_C}{16\pi^2} \left(\frac{\langle \phi \rangle}{M_8} \right)^2 \log \frac{\Lambda^2}{M_8^2}$$

One loop bottom mass



$$m_b \approx m_t \kappa' \frac{N_C}{16\pi^2} \left(\frac{\langle \phi \rangle}{M_8} \right)^2 \log \frac{\Lambda^2}{M_8^2}$$

Three loop strange mass



Four loop down masses

The down has a 4 loop mixed diagram
(exercise for reader)

“Cross Talk”

There are also corrections to some of the states that have mass:

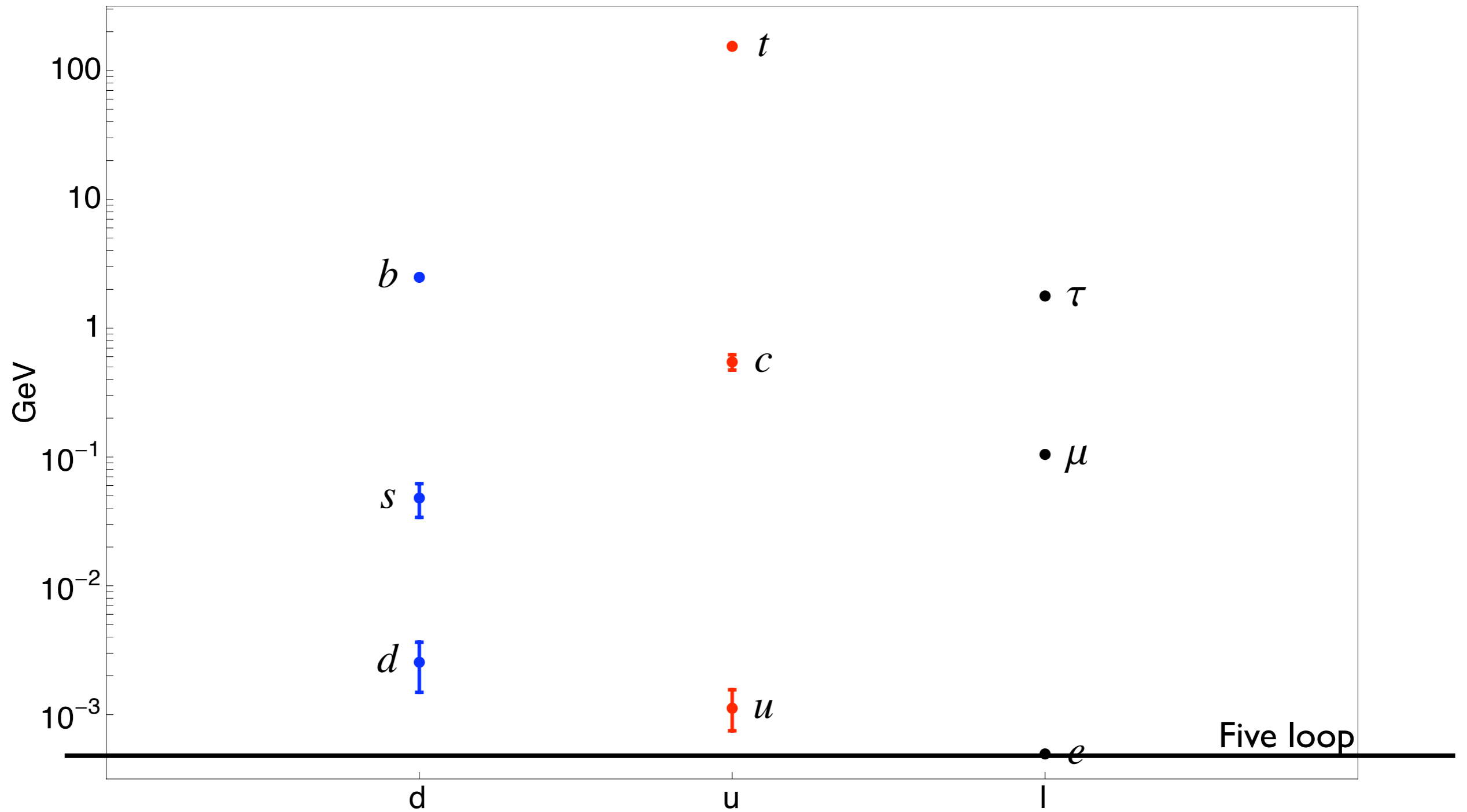
Charm gets a two loop correction

Up gets a four loop correction

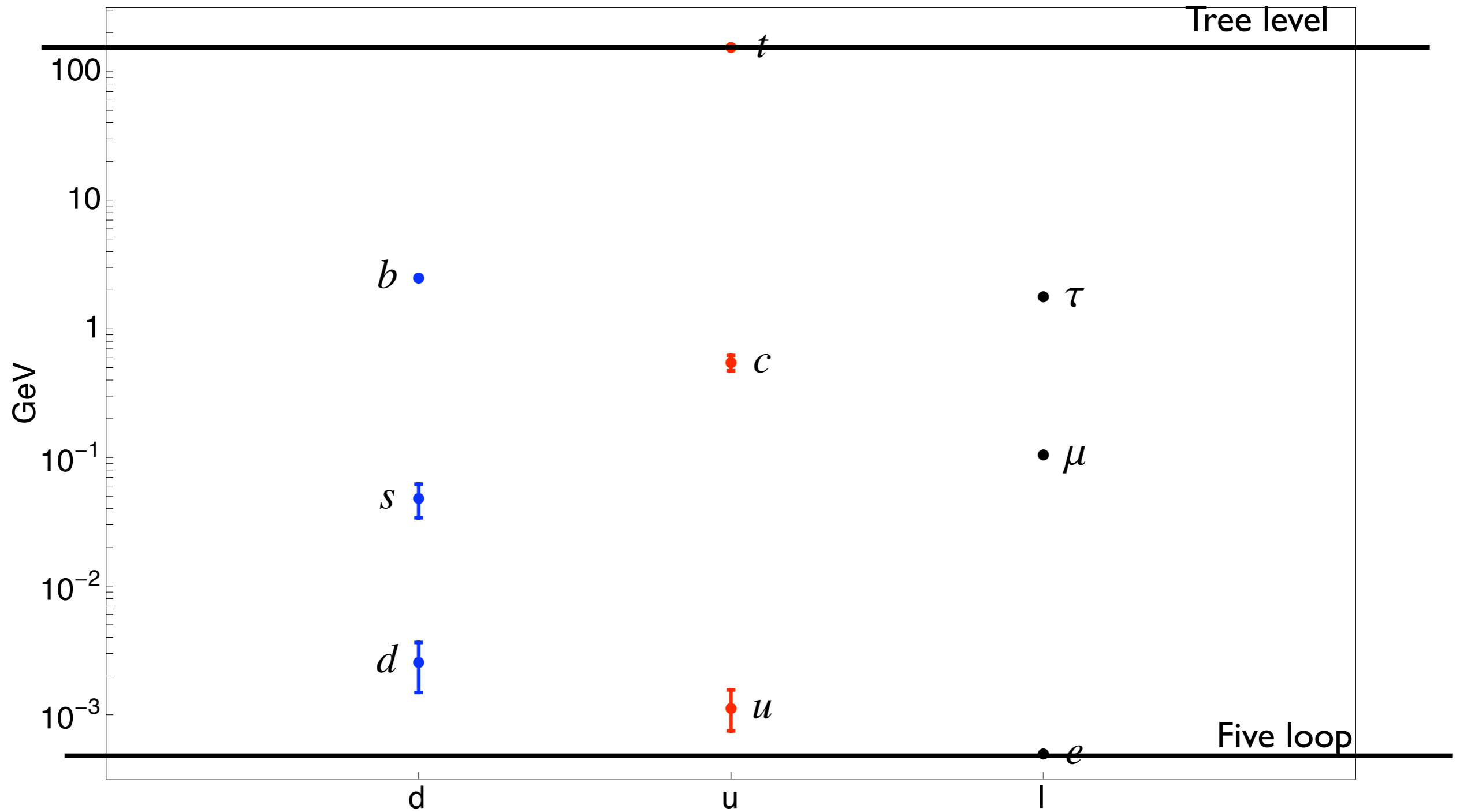
Muon gets a three loop correction

Electron gets a five loop correction

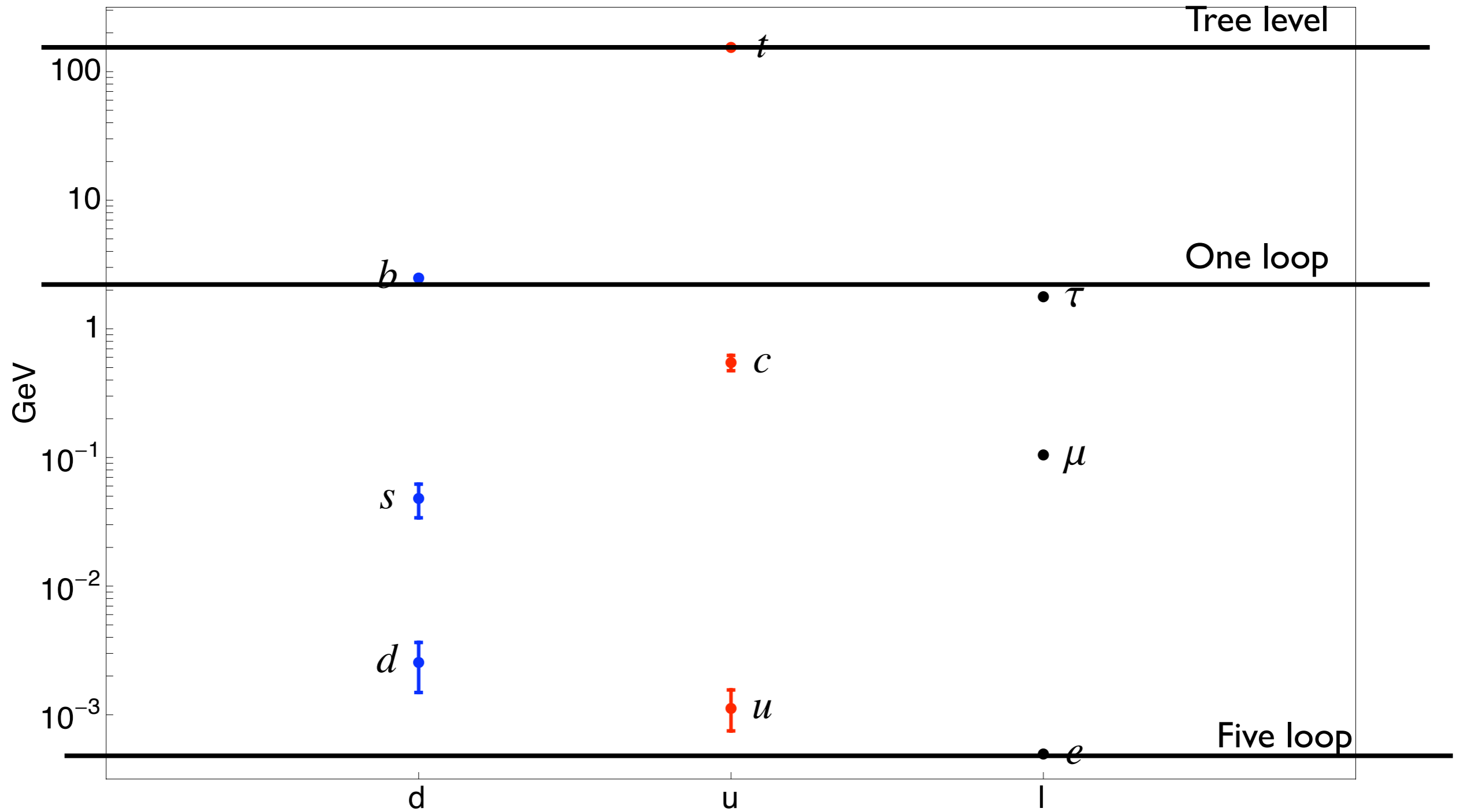
Lepton and Quark masses at 1 TeV



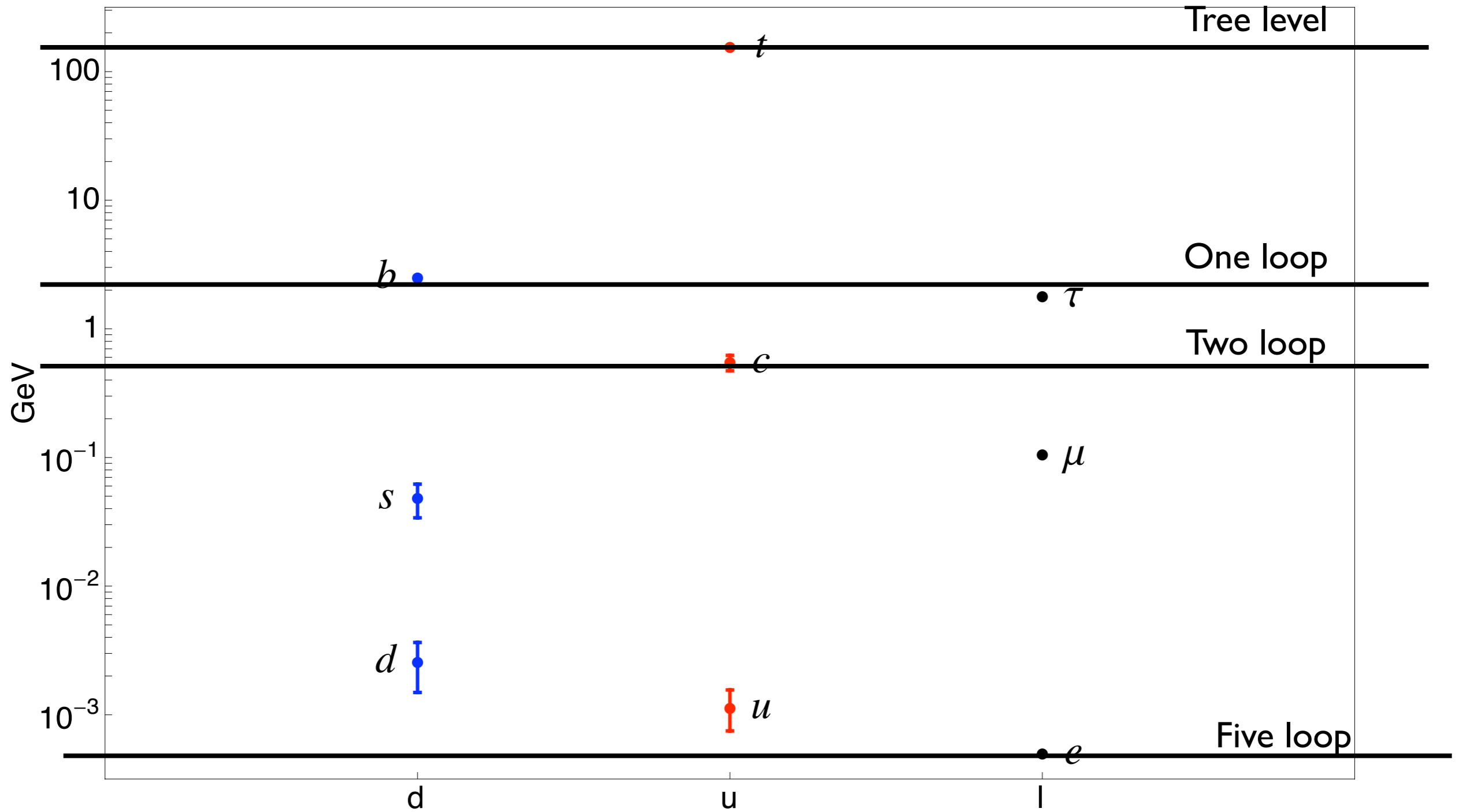
Lepton and Quark masses at 1 TeV



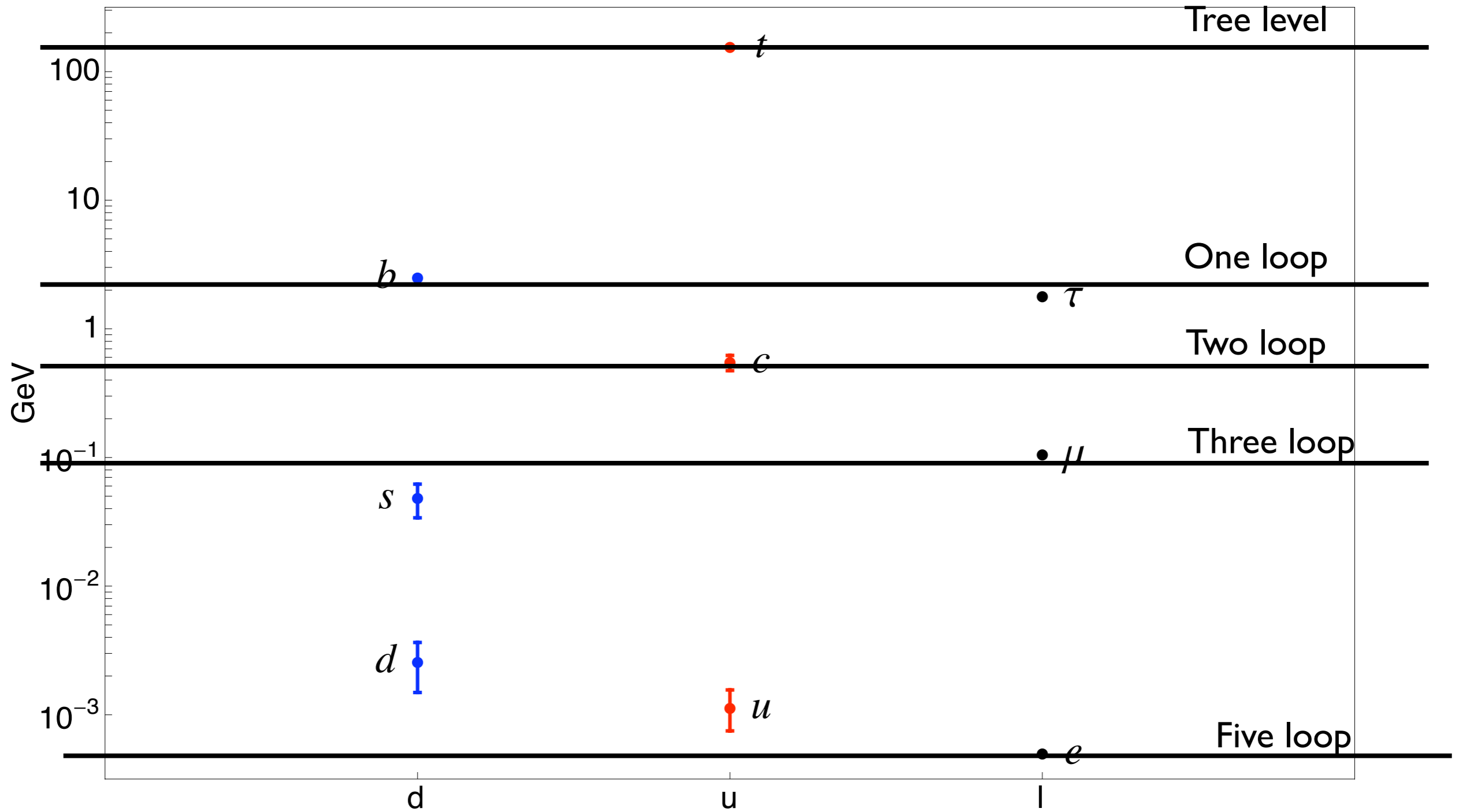
Lepton and Quark masses at 1 TeV



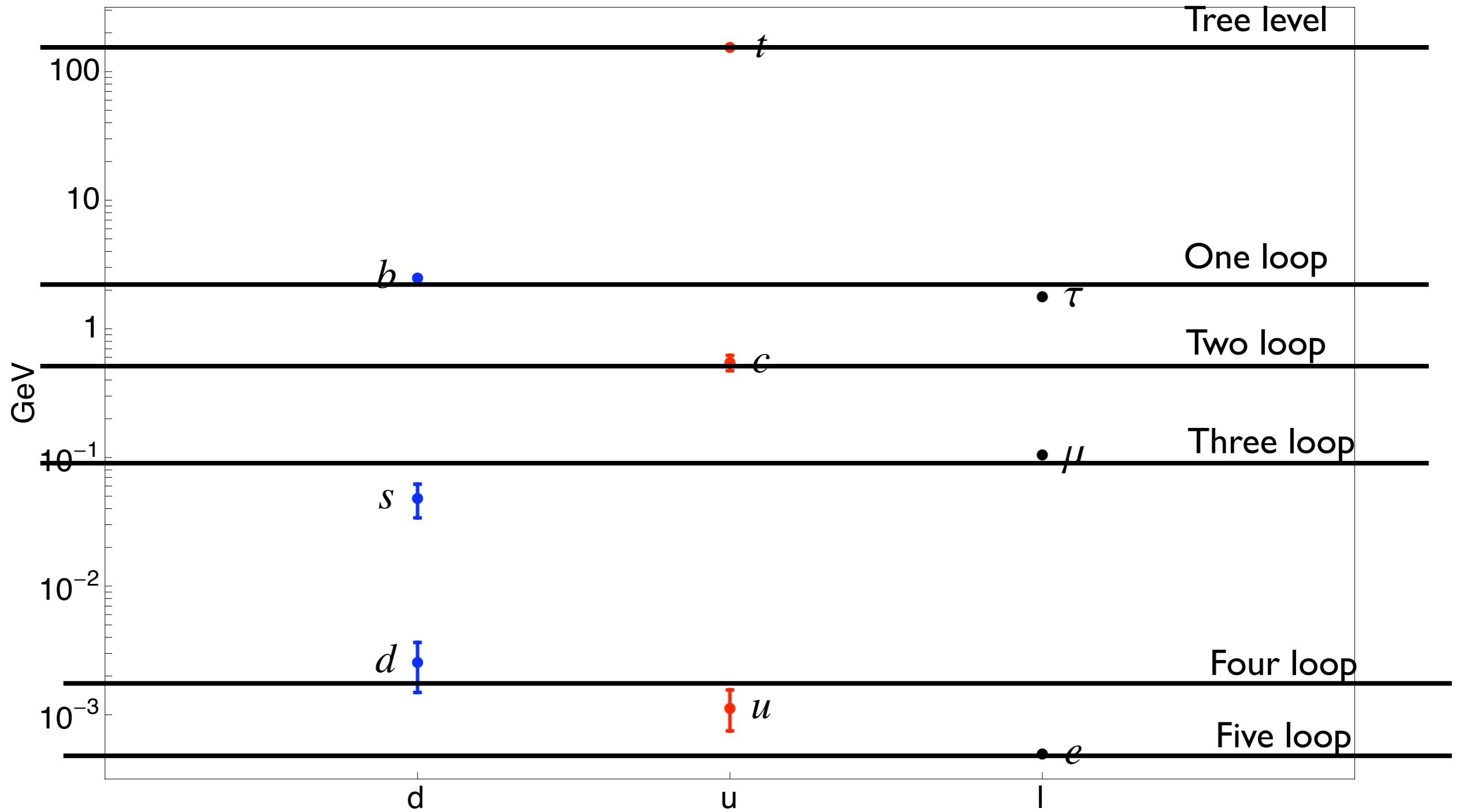
Lepton and Quark masses at 1 TeV



Lepton and Quark masses at 1 TeV



Lepton and Quark masses at 1 TeV



CKM

$$m_u \approx m_t \begin{pmatrix} \epsilon^4 & \epsilon^2 & \epsilon^2 \\ \epsilon^4 & \epsilon^2 & \epsilon^2 \\ \epsilon^4 & \epsilon^2 & 1 \end{pmatrix} \quad m_d \approx m_t \begin{pmatrix} \epsilon^4 & \epsilon^4 & \epsilon^4 \\ \epsilon^4 & \epsilon^3 & \epsilon^3 \\ \epsilon^4 & \epsilon^3 & \epsilon \end{pmatrix}$$

Resulting in

$$V_{CKM} \approx \begin{pmatrix} 1 - \epsilon^2 & \epsilon & \epsilon^3 \\ -\epsilon & 1 - \epsilon^2 & \epsilon^2 \\ \epsilon^3 & \epsilon^2 & 1 \end{pmatrix}$$

Still to think about phases...

James Wells:

Q: What sucks in the Standard Model??

A: The Higgs

James Wells:

Q: What sucks in the Standard Model??

A: The Higgs

Q: Does the solution predict LHC physics?

The model contains extra fermions and scalar
Leptoquarks

(Alternative realisation contains
diquarks - easier to see at LHC
than TeVatron)

Constraints

Tree level exchange of leptoquark can lead to flavour changing processes e.g.

$$K^+ \rightarrow \pi^0 \mu^+ \mu^-$$

$$\tau^+ \rightarrow K^0 e^+$$

$$\pi^+ \rightarrow e^+ \nu \text{ versus } \pi^+ \rightarrow \mu^+ \nu$$

$\mu \rightarrow e$ conversion

$$M_{\tilde{r}} \gtrsim 5 - 50 \text{ TeV}$$

Conclusions

- Fermions have complicated mass hierarchy
- Many attempts exist to explain it
- Top is probably special, perhaps only top mass has a tree level Yukawa
- With extra scalars coupling to fermions top mass is communicated at loop level
- Interesting structure of fermion mass spectrum arises
- Predicts flavour changing processes

Conclusions

- Fermions have complicated mass hierarchy
- Many attempts exist to explain it
- Top is probably special, perhaps only top mass has a tree level Yukawa
- With extra scalars coupling to fermions top mass is communicated at loop level
- Interesting structure of fermion mass spectrum arises
- Predicts flavour changing processes
- Project X?

